

Appendix A: 2007-2008 and 2009 Survey Instruments

2008 Boat Owner Questionnaire

Thank you for completing this questionnaire. Your responses will help to work towards improving boating services and environmental education in California.

Today's date: ____/____/____ Survey location/Marina where you received this survey and boater kit: _____

1. From whom did you receive the boater kit?
 Marina/Yacht club operator Coast Guard Auxiliary
 Dockwalker/Volunteer/Program staff
 Power Squadron
 Other (specify): _____

2. How long have you been boating in California?
 Less than 6 months 3 - 5 years
 6 - 11 months More than 5 years
 1 - 2 years

3. Before today, have you ever received a California boater kit while boating in California?
 Yes No Not sure

4. What is the overall length of your boat:
 Less than 16' 20' to 25' 40' to 65'
 16' to 19' 26' to 39' Over 65'

5. What type of boat(s) do you currently own?
 Ski boat/Run-about Off-shore racer (cigarette boat)
 Cuddy cabin/Cruiser Sailboat with auxiliary motor
 Fishing boat Sailboat without auxiliary motor
 Motor yacht Personal watercraft (jet-ski)
 House boat
 Other (specify): _____

6. Where do you store or berth your boat?
 Home on trailer
 Berth at home (private dock)
 Marina - dry storage
 Marina - in-water berth
 Other (specify): _____

- 6a. IF BOAT IS NOT STORED AT HOME:
 What is the zip code where you store your boat? _____

7. Where do you usually launch your boat?
 Not applicable (I store my boat in-water) (GO TO 9)
 Marina (Name): _____
 Yacht Club (Name): _____
 Public launch ramp (Not at marina) (City): _____
 Other (specify): _____

8. What are the main reasons why you choose where to launch your boat?
 (Check all that apply)
 Close proximity to where I store my boat
 Launch ramp with good access (wide lanes, etc.)
 Convenient trailer parking
 Fuel dock
 Restrooms
 Restaurant
 Sewage pump-out service
 Other (specify): _____

9. During a typical boating season, how many days per year do you use your boat on:
 the Delta (Sacramento/San Joaquin Rivers) _____ days
 the ocean _____ days
 the San Francisco Bay _____ days
 inland lakes or other rivers _____ days
 (specify which inland lakes/rivers): _____
 Other California locations (specify): _____

10. What kind of boating activities do you participate in?
 (Check all that apply)
 Skiing Wakeboarding Fishing
 Leisure cruising Swimming Boat camping
 Other (specify): _____

11. Where do you most often fuel your boat?
 Gas station prior to launching
 Marina with a fuel dock
 Bring own gas cans to refuel

12. How many gallons of fuel do you use during a typical day on the water?
 Less than 12 gallons 21 to 30 gallons
 12 to 15 gallons More than 30 gallons
 16 to 20 gallons
 Other (specify): _____

13. How many hours do you put on your boat engine each year?
 0 to 25 hours 51 to 99 hours Over 150 hours
 26 to 50 hours 100 to 150 hours

14. What type of toilet is on your boat?
 Installed toilet Port-a-potty (GO TO 15)
 No toilet on board (GO TO 15)

- 14a. If you have a toilet, what type of Marine Sanitation Device is it connected to?
 TYPE I—Macerates waste so there are no visible solids and disinfects bacteria. Discharge may not be clear. (e.g. "Electro-san")
 TYPE II—Macerates even finer than Type I. Discharge may not be clear.
 TYPE III—Holding tank. Does not treat waste. Holds waste until pumped into a facility on shore.
 Don't know

- 14b. How many times do you use a sewage pump-out per year?
 Every time I go out on the boat 1 to 5 times a year
 6 to 10 times a year Over 10 times a year
 No need, have Type I or Type II (GO TO 15)

- 14c. When you go to use a sewage pump-out, how often...

	Never	Rarely	Half the time	Most often	Always
a. Is it broken?	<input type="checkbox"/>	<input type="checkbox"/>	<input type="checkbox"/>	<input type="checkbox"/>	<input type="checkbox"/>
b. Is it closed?	<input type="checkbox"/>	<input type="checkbox"/>	<input type="checkbox"/>	<input type="checkbox"/>	<input type="checkbox"/>
c. Do you wait in line more than 10 minutes?	<input type="checkbox"/>	<input type="checkbox"/>	<input type="checkbox"/>	<input type="checkbox"/>	<input type="checkbox"/>
d. Are you unable to find one?	<input type="checkbox"/>	<input type="checkbox"/>	<input type="checkbox"/>	<input type="checkbox"/>	<input type="checkbox"/>

- 14d. Which of the following describes where you most often use a sewage pump-out?
 (Check only one)
 At the facility or marina where I berth/store the boat
 At the place or marina where I launch the boat
 Somewhere other than the place I launch/berth
 I use a mobile boat-to-boat pump-out service
 Other (specify): _____

15. Do you change your boat engine oil yourself?
 No (GO TO 16)
 Yes (GO TO 15a)

- 15a. Where do you change the oil?
 At the marina
 At home
 At the facility (not a marina) where I store the boat
 Somewhere else (specify): _____

- 15b. What do you do with the used oil most often?
 (Check only one)
 Dispose of it in the garbage
 Store it at home
 Take it to the dump or landfill
 Drop it off at a marina accepting used oil
 Take it to an auto shop, gas station or other certified drop-off center
 Take it to a Household Hazardous Waste site
 Leave it on the curb for home pick-up
 Other (specify): _____

- 15c. How far do you have to travel to dispose of your oil?
 (Check only one)
 I dispose of it at the same place where I change it
 Less than 1 mile 4 to 5 miles
 1 to 3 miles Over 5 miles

16. How often does oil leak into the bottom of your bilge or engine compartment?
 Every time I use my boat Most of the time
 Half the time Rarely
 Never (GO TO 17)

- 16a. How do you clean oil that has leaked into the bottom of your bilge or engine compartment?
 (Check all that apply)
 I don't clean it / I don't do anything (GO TO 17)
 Rags/paper towels
 Bilge cleaning products/solvents
 Bilge pump to extract the oil
 Soap or detergent
 Pull the bailer plug
 Oil absorbents (towels, pillows/pads, sheets, socks)
 Other (specify): _____



- 16b. What do you usually do with used oil absorbents (including towels, pillows/pads, sheets and socks) after you use them?
 Place them in the trash
 Take them to a special oil waste receptacle at the marina
 Take them to a hazardous waste facility elsewhere
 Other (specify): _____

17. What is your 5-digit home zip code? _____

18. Age:
 16 to 25 34 to 41 50 to 65
 26 to 33 42 to 49 Over 65

19. Gender:
 Male Female

20. Where do you get boating information?
 (Check all that apply)
 Marinas Boat shows
 Marine supply stores Word-of-mouth
 Boating associations Bay and Delta Yachtsman
 Latitude 38 Boat U.S. Magazine
 PICYA Yachting Yearbook
 Safety Classes (e.g. US Coast Guard Auxiliary, US Power Squadrons)
 Other (specify information source and type): _____

21. Do you know what these logos mean?
 No No
 Yes Yes
 Please describe:  _____  _____

22. How often do you think boaters in California discharge untreated sewage into the water?
 Frequently Never
 Once in awhile Don't know

23. Which if the following may happen to those who discharge untreated boat sewage overboard in California?
 (Check only one)
 Nothing—it is discouraged but not against the law
 Fine of up to \$100 Fine of up to \$2200
 Up to 6 months in jail Don't know

24. What percentage of Californians get their drinking water from the Sacramento-San Joaquin Delta (Northern CA)?
 None 10% to 25% 26% to 50%
 51% to 75% Over 75% Don't know

25. When boating in California, how concerned are you about...

	Not at all concerned	Slightly concerned	Moderately concerned	Very concerned	Extremely concerned
a. Bigger boats	<input type="checkbox"/>	<input type="checkbox"/>	<input type="checkbox"/>	<input type="checkbox"/>	<input type="checkbox"/>
b. Speeding boats	<input type="checkbox"/>	<input type="checkbox"/>	<input type="checkbox"/>	<input type="checkbox"/>	<input type="checkbox"/>
c. Quality of water for swimming	<input type="checkbox"/>	<input type="checkbox"/>	<input type="checkbox"/>	<input type="checkbox"/>	<input type="checkbox"/>
d. Intoxicated boaters	<input type="checkbox"/>	<input type="checkbox"/>	<input type="checkbox"/>	<input type="checkbox"/>	<input type="checkbox"/>
e. Trash or debris	<input type="checkbox"/>	<input type="checkbox"/>	<input type="checkbox"/>	<input type="checkbox"/>	<input type="checkbox"/>
f. Quality of water for drinking	<input type="checkbox"/>	<input type="checkbox"/>	<input type="checkbox"/>	<input type="checkbox"/>	<input type="checkbox"/>
g. Invasive species	<input type="checkbox"/>	<input type="checkbox"/>	<input type="checkbox"/>	<input type="checkbox"/>	<input type="checkbox"/>
h. Inexperienced boaters	<input type="checkbox"/>	<input type="checkbox"/>	<input type="checkbox"/>	<input type="checkbox"/>	<input type="checkbox"/>
i. Safety of the fish for eating	<input type="checkbox"/>	<input type="checkbox"/>	<input type="checkbox"/>	<input type="checkbox"/>	<input type="checkbox"/>
j. Abandoned vessels	<input type="checkbox"/>	<input type="checkbox"/>	<input type="checkbox"/>	<input type="checkbox"/>	<input type="checkbox"/>
k. Other (specify): _____	<input type="checkbox"/>	<input type="checkbox"/>	<input type="checkbox"/>	<input type="checkbox"/>	<input type="checkbox"/>

THANK YOU FOR YOUR PARTICIPATION!
 Please return your questionnaire to the staff person or marina who gave you the boater kit, OR mail to the address on back.

PLACE
TAPE
HERE

PLACE
POSTAGE
HERE

Vivian Matuk
California Coastal Commission /
California Department of Boating & Waterways
45 Fremont Street, Suite 1900
San Francisco, CA 94105



FOLD HERE

2009 Boat Owner Questionnaire

Thank you for completing this questionnaire. Your responses will help to work towards improving boating services and environmental education in California.

Today's date: / / Survey location/Marina where you received this survey and boater kit: _____

1. From whom did you receive the boater kit?
 Marina/Yacht club operator Coast Guard Auxiliary
 Dockwalker/Volunteer/Program staff
 Power Squadron
 Other (specify): _____

2. How long have you been boating in California?
 Less than 6 months 3 - 5 years
 6 - 11 months More than 5 years
 1 - 2 years

3. Before today, have you ever received a California boater kit while boating in California?
 Yes No Not sure

4. What is the overall length of your boat:
 Less than 16' 20' to 25' 40' to 65'
 16' to 19' 26' to 39' Over 65'

5. What type of boat(s) do you currently own?
 Ski boat/Run-about Off-shore racer (cigarette boat)
 Cuddy cabin/Cruiser Sailboat with auxiliary motor
 Fishing boat Sailboat without auxiliary motor
 Motor yacht Personal watercraft (jet-ski)
 House boat
 Other (specify): _____

6. Do you berth your boat in water?
 No (SKIP TO QUESTION 8 BELOW)
 Yes (GO TO QUESTION 7 BELOW)

7. Specifically, where do you berth your boat?
 Marina/Yacht Club (Name): _____
 Private dock

8. If you keep your boat out of the water, where do you store it?
 Home
 Dry storage at a marina (Marina name): _____
 Other storage (Facility name): _____

9. If you trailer your boat, where do you usually launch from?
 Not applicable (I don't trailer my boat, SKIP TO QUESTION 11)
 Marina / Yacht Club (Name): _____
 Public launch ramp (Not at marina) (City): _____
 Other (specify): _____

10. What are the main reasons why you choose where to launch your boat? (Check all that apply)
 Not applicable
 Close proximity to where I store my boat
 Launch ramp with good access (wide lanes, etc.)
 Convenient trailer parking
 Fuel dock
 Restrooms
 Restaurant
 Sewage pump-out service
 Other (specify): _____

11. During a typical boating season, how many days per year do you use your boat on:
 the Delta (Sacramento/San Joaquin Rivers)... _____ days
 the ocean... _____ days
 the San Francisco Bay... _____ days
 inland lakes or other rivers... _____ days
 (specify which inland lakes/rivers): _____
 Other California locations (specify): _____

12. What kind of boating activities do you participate in? (Check all that apply)
 Skiing Wakeboarding Fishing
 Leisure cruising Swimming Boat camping
 Other (specify): _____

13. Where do you most often fuel your boat?
 Gas station prior to launching
 Marina with a fuel dock
 Bring own gas cans to refuel

14. How many gallons of fuel do you use during a typical day on the water?
 Less than 12 gallons 21 to 30 gallons
 12 to 15 gallons More than 30 gallons
 16 to 20 gallons
 Other (specify): _____

15. How many hours do you put on your boat engine each year?
 0 to 25 hours 51 to 99 hours Over 150 hours
 26 to 50 hours 100 to 150 hours

16. What type of toilet is on your boat?
 Installed toilet Port-a-potty (SKIP TO QUESTION 17)
 No toilet on board (SKIP TO QUESTION 17)

- 16a. If you have a toilet, what type of Marine Sanitation Device is it connected to?
 TYPE I—Macerates waste so there are no visible solids and disinfects bacteria. Discharge may not be clear. (e.g. "Electro-san")
 TYPE II—Macerates even finer than Type I. Discharge may not be clear.
 TYPE III—Holding tank. Does not treat waste. Holds waste until pumped into a facility on shore.
 Don't know

- 16b. How many times do you use a sewage pump-out per year?
 Every time I go out on the boat 1 to 5 times a year
 6 to 10 times a year Over 10 times a year
 Don't use a stationary or mobile pumpout (SKIP TO Q17)

16c. When you go to use a sewage pump-out, how often...

	Never	Rarely	Half the time	Most often	Always
a. Is it broken?	<input type="checkbox"/>	<input type="checkbox"/>	<input type="checkbox"/>	<input type="checkbox"/>	<input type="checkbox"/>
b. Is it closed?	<input type="checkbox"/>	<input type="checkbox"/>	<input type="checkbox"/>	<input type="checkbox"/>	<input type="checkbox"/>
c. Do you wait in line more than 10 minutes?	<input type="checkbox"/>	<input type="checkbox"/>	<input type="checkbox"/>	<input type="checkbox"/>	<input type="checkbox"/>
d. Are you unable to find one?	<input type="checkbox"/>	<input type="checkbox"/>	<input type="checkbox"/>	<input type="checkbox"/>	<input type="checkbox"/>

- 16d. Which of the following describes where you most often use a sewage pump-out? (Check only one)
 At the facility or marina where I berth/store the boat
 At the place or marina where I launch the boat
 Somewhere other than the place I launch/berth
 I use a mobile boat-to-boat pump-out service
 Other (specify): _____

17. Do you change your boat engine oil yourself?
 No (SKIP TO QUESTION 18)
 Yes (SKIP TO QUESTION 17a)

- 17a. Where do you change the oil?
 At the marina
 At home
 At the facility (not a marina) where I store the boat
 Somewhere else (specify): _____

- 17b. What do you do with the used oil most often? (Check only one)
 Dispose of it in the garbage
 Store it at home
 Take it to the dump or landfill
 Drop it off at a marina accepting used oil
 Take it to an auto shop, gas station or other certified drop-off center
 Take it to a Household Hazardous Waste site
 Leave it on the curb for home pick-up
 Other (specify): _____

- 17c. How far do you have to travel to dispose of your oil? (Check only one)
 I dispose of it at the same place where I change it
 Less than 1 mile 4 to 5 miles
 1 to 3 miles Over 5 miles

18. How often does oil leak into the bottom of your bilge or engine compartment?
 Every time I use my boat Most of the time
 Half the time Rarely
 Never (SKIP TO QUESTION 19)

- 18a. How do you clean oil that has leaked into the bottom of your bilge or engine compartment? (Check all that apply)
 I don't clean it/ I don't do anything (SKIP TO QUESTION 19)
 Rags/paper towels
 Bilge cleaning products/solvents
 Bilge pump to extract the oil
 Soap or detergent
 Pull the bailer plug
 Oil absorbents (towels, pillows/pads, sheets, socks)
 Other (specify): _____



- 18b. What do you usually do with used oil absorbents (including towels, pillows/pads, sheets and socks) after you use them?
 Place them in the trash
 Take them to a special oil waste receptacle at the marina
 Take them to a hazardous waste facility elsewhere
 Other (specify): _____

19. What is your 5-digit home zip code? _____

20. Age:
 16 to 25 34 to 41 50 to 65
 26 to 33 42 to 49 Over 65

21. Gender:
 Male Female

22. Where do you get boating information? (Check all that apply)
 Marinas Boat shows
 Marine supply stores Word-of-mouth
 Boating associations Bay and Delta Yachtsman
 Latitude 38 Boat U.S. Magazine
 PICYA Yachting Yearbook
 Safety Classes (e.g. US Coast Guard Auxiliary, US Power Squadrons)
 Other (specify information source and type): _____

23. Do you know what these logos mean?
 No No
 Yes Yes
 Please describe:  _____  _____

24. How often do you think boaters in California discharge untreated sewage into the water?
 Frequently Never
 Once in awhile Don't know

25. Which of the following may happen to those who discharge untreated boat sewage overboard in California?
 Nothing—it is discouraged but not against the law
 Fine of up to \$1100 Fine of up to \$2200
 Up to 6 months in jail Don't know

26. What percentage of Californians get their drinking water from the Sacramento-San Joaquin Delta (Northern CA)?
 None 10% to 25% 26% to 50%
 51% to 75% Over 75% Don't know

27. When boating in California, how concerned are you about...

	Very concerned	Somewhat concerned	Not at all concerned	No opinion
a. Bigger boats	<input type="checkbox"/>	<input type="checkbox"/>	<input type="checkbox"/>	<input type="checkbox"/>
b. Speeding boats	<input type="checkbox"/>	<input type="checkbox"/>	<input type="checkbox"/>	<input type="checkbox"/>
c. Quality of water for swimming	<input type="checkbox"/>	<input type="checkbox"/>	<input type="checkbox"/>	<input type="checkbox"/>
d. Intoxicated boaters	<input type="checkbox"/>	<input type="checkbox"/>	<input type="checkbox"/>	<input type="checkbox"/>
e. Trash or debris	<input type="checkbox"/>	<input type="checkbox"/>	<input type="checkbox"/>	<input type="checkbox"/>
f. Quality of water for drinking	<input type="checkbox"/>	<input type="checkbox"/>	<input type="checkbox"/>	<input type="checkbox"/>
g. Invasive species	<input type="checkbox"/>	<input type="checkbox"/>	<input type="checkbox"/>	<input type="checkbox"/>
h. Inexperienced boaters	<input type="checkbox"/>	<input type="checkbox"/>	<input type="checkbox"/>	<input type="checkbox"/>
i. Safety of the fish for eating	<input type="checkbox"/>	<input type="checkbox"/>	<input type="checkbox"/>	<input type="checkbox"/>
j. Abandoned vessels	<input type="checkbox"/>	<input type="checkbox"/>	<input type="checkbox"/>	<input type="checkbox"/>
k. Other (specify): _____	<input type="checkbox"/>	<input type="checkbox"/>	<input type="checkbox"/>	<input type="checkbox"/>

THANK YOU FOR YOUR PARTICIPATION!
 Please return your questionnaire to the staff person or marina who gave you the boater kit, OR mail to the address on back.

PLACE
TAPE
HERE

PLACE
POSTAGE
HERE

Vivian Matuk
California Coastal Commission /
California Department of Boating & Waterways
45 Fremont Street, Suite 1900
San Francisco, CA 94105



FOLD HERE

Appendix B: Data Frequencies for 2007–2008 California Boater Surveys

date: date								
		Count	%	Valid %				
Valid	11-Jan-2008	40	1.5	1.5	13-Apr-2008	24	.9	.9
	12-Jan-2008	96	3.6	3.6	14-Apr-2008	1	.0	.0
	13-Jan-2008	28	1.1	1.1	16-Apr-2008	2	.1	.1
	14-Jan-2008	1	.0	.0	17-Apr-2008	5	.2	.2
	18-Jan-2008	35	1.3	1.3	18-Apr-2008	14	.5	.5
	19-Jan-2008	127	4.8	4.8	19-Apr-2008	68	2.6	2.6
	26-Jan-2008	14	.5	.5	20-Apr-2008	4	.2	.2
	04-Feb-2008	1	.0	.0	21-Apr-2008	1	.0	.0
	05-Feb-2008	1	.0	.0	22-Apr-2008	2	.1	.1
	11-Feb-2008	1	.0	.0	23-Apr-2008	10	.4	.4
	13-Feb-2008	1	.0	.0	25-Apr-2008	1	.0	.0
	15-Feb-2008	62	2.3	2.3	30-Apr-2008	1	.0	.0
	16-Feb-2008	116	4.4	4.4	02-May-2008	3	.1	.1
	17-Feb-2008	69	2.6	2.6	03-May-2008	30	1.1	1.1
	19-Feb-2008	1	.0	.0	04-May-2008	2	.1	.1
	28-Feb-2008	2	.1	.1	07-May-2008	2	.1	.1
	29-Feb-2008	34	1.3	1.3	08-May-2008	1	.0	.0
	01-Mar-2008	51	1.9	1.9	09-May-2008	1	.0	.0
	02-Mar-2008	43	1.6	1.6	10-May-2008	2	.1	.1
	03-Mar-2008	3	.1	.1	12-May-2008	1	.0	.0
	04-Mar-2008	3	.1	.1	13-May-2008	1	.0	.0
	05-Mar-2008	38	1.4	1.4	16-May-2008	8	.3	.3
	06-Mar-2008	30	1.1	1.1	17-May-2008	11	.4	.4
	07-Mar-2008	71	2.7	2.7	18-May-2008	37	1.4	1.4
	08-Mar-2008	141	5.3	5.3	19-May-2008	5	.2	.2
	09-Mar-2008	85	3.2	3.2	21-May-2008	2	.1	.1
	10-Mar-2008	2	.1	.1	22-May-2008	1	.0	.0
	11-Mar-2008	2	.1	.1	23-May-2008	2	.1	.1
	13-Mar-2008	1	.0	.0	24-May-2008	5	.2	.2
	15-Mar-2008	4	.2	.2	25-May-2008	2	.1	.1
	21-Mar-2008	1	.0	.0	26-May-2008	1	.0	.0
	27-Mar-2008	27	1.0	1.0	27-May-2008	11	.4	.4
	28-Mar-2008	1	.0	.0	29-May-2008	10	.4	.4
	29-Mar-2008	120	4.5	4.5	30-May-2008	11	.4	.4
	30-Mar-2008	17	.6	.6	31-May-2008	8	.3	.3
	01-Apr-2008	1	.0	.0	01-Jun-2008	3	.1	.1
	02-Apr-2008	20	.8	.8	02-Jun-2008	1	.0	.0
	03-Apr-2008	4	.2	.2	03-Jun-2008	3	.1	.1
	05-Apr-2008	19	.7	.7	04-Jun-2008	1	.0	.0
	06-Apr-2008	1	.0	.0	07-Jun-2008	2	.1	.1
	07-Apr-2008	2	.1	.1	08-Jun-2008	8	.3	.3
	08-Apr-2008	1	.0	.0	09-Jun-2008	3	.1	.1
	09-Apr-2008	22	.8	.8	10-Jun-2008	1	.0	.0
	11-Apr-2008	22	.8	.8	11-Jun-2008	3	.1	.1
	12-Apr-2008	31	1.2	1.2	12-Jun-2008	8	.3	.3
					13-Jun-2008	10	.4	.4
					14-Jun-2008	53	2.0	2.0

15-Jun-2008	47	1.8	1.8	07-Aug-2008	1	.0	.0
16-Jun-2008	1	.0	.0	09-Aug-2008	10	.4	.4
17-Jun-2008	6	.2	.2	10-Aug-2008	3	.1	.1
18-Jun-2008	5	.2	.2	11-Aug-2008	5	.2	.2
19-Jun-2008	1	.0	.0	12-Aug-2008	1	.0	.0
20-Jun-2008	16	.6	.6	14-Aug-2008	4	.2	.2
21-Jun-2008	3	.1	.1	15-Aug-2008	10	.4	.4
22-Jun-2008	4	.2	.2	16-Aug-2008	56	2.1	2.1
23-Jun-2008	4	.2	.2	17-Aug-2008	3	.1	.1
24-Jun-2008	9	.3	.3	18-Aug-2008	1	.0	.0
25-Jun-2008	4	.2	.2	19-Aug-2008	4	.2	.2
27-Jun-2008	4	.2	.2	21-Aug-2008	1	.0	.0
28-Jun-2008	70	2.6	2.6	22-Aug-2008	1	.0	.0
29-Jun-2008	1	.0	.0	23-Aug-2008	8	.3	.3
30-Jun-2008	3	.1	.1	26-Aug-2008	3	.1	.1
01-Jul-2008	19	.7	.7	27-Aug-2008	2	.1	.1
02-Jul-2008	3	.1	.1	28-Aug-2008	1	.0	.0
03-Jul-2008	12	.5	.5	29-Aug-2008	9	.3	.3
04-Jul-2008	13	.5	.5	30-Aug-2008	16	.6	.6
06-Jul-2008	5	.2	.2	31-Aug-2008	27	1.0	1.0
07-Jul-2008	7	.3	.3	02-Sep-2008	1	.0	.0
08-Jul-2008	5	.2	.2	03-Sep-2008	1	.0	.0
09-Jul-2008	8	.3	.3	05-Sep-2008	3	.1	.1
10-Jul-2008	45	1.7	1.7	06-Sep-2008	31	1.2	1.2
11-Jul-2008	30	1.1	1.1	07-Sep-2008	12	.5	.5
12-Jul-2008	44	1.7	1.7	09-Sep-2008	2	.1	.1
13-Jul-2008	28	1.1	1.1	13-Sep-2008	1	.0	.0
14-Jul-2008	4	.2	.2	14-Sep-2008	1	.0	.0
15-Jul-2008	3	.1	.1	22-Sep-2008	1	.0	.0
16-Jul-2008	2	.1	.1	27-Sep-2008	7	.3	.3
17-Jul-2008	2	.1	.1	28-Sep-2008	3	.1	.1
18-Jul-2008	9	.3	.3	30-Sep-2008	1	.0	.0
19-Jul-2008	16	.6	.6	01-Oct-2008	2	.1	.1
20-Jul-2008	1	.0	.0	02-Oct-2008	1	.0	.0
21-Jul-2008	1	.0	.0	03-Oct-2008	2	.1	.1
22-Jul-2008	8	.3	.3	05-Oct-2008	3	.1	.1
23-Jul-2008	10	.4	.4	09-Oct-2008	6	.2	.2
24-Jul-2008	5	.2	.2	11-Oct-2008	2	.1	.1
25-Jul-2008	3	.1	.1	12-Oct-2008	2	.1	.1
26-Jul-2008	28	1.1	1.1	13-Oct-2008	2	.1	.1
27-Jul-2008	42	1.6	1.6	14-Oct-2008	2	.1	.1
28-Jul-2008	8	.3	.3	16-Oct-2008	4	.2	.2
29-Jul-2008	2	.1	.1	17-Oct-2008	2	.1	.1
30-Jul-2008	7	.3	.3	21-Oct-2008	1	.0	.0
01-Aug-2008	3	.1	.1	22-Oct-2008	2	.1	.1
02-Aug-2008	23	.9	.9	23-Oct-2008	4	.2	.2
03-Aug-2008	5	.2	.2	24-Oct-2008	4	.2	.2
04-Aug-2008	1	.0	.0	25-Oct-2008	1	.0	.0
05-Aug-2008	8	.3	.3	26-Oct-2008	9	.3	.3
06-Aug-2008	5	.2	.2	28-Oct-2008	1	.0	.0

04-Nov-2008	1	.0	.0
10-Nov-2008	1	.0	.0
18-Nov-2008	2	.1	.1
Total	2655	99.7	100.0
System Missing	7	.3	
Total	2662	100.0	

q4_3 what is the length of your boat: 20-25

	Count	%	Valid %
Valid 1	867	32.6	100.0
System Missing	1795	67.4	
Total	2662	100.0	

q4_4 what is the length of your boat: 26-39

	Count	%	Valid %
Valid 1	822	30.9	100.0
System Missing	1840	69.1	
Total	2662	100.0	

q4_5 what is the length of your boat: 40-65

	Count	%	Valid %
Valid 1	310	11.6	100.0
System Missing	2352	88.4	
Total	2662	100.0	

q4_6 what is the length of your boat: >65

	Count	%	Valid %
Valid 1	21	.8	100.0
System Missing	2641	99.2	
Total	2662	100.0	

q5_1 type of boat currently own: ski boat/run-about

	Count	%	Valid %
Valid 1	746	28.0	100.0
System Missing	1916	72.0	
Total	2662	100.0	

q5_2 type of boat currently own: cuddy cabin/cruiser

	Count	%	Valid %
Valid 1	335	12.6	100.0
System Missing	2327	87.4	
Total	2662	100.0	

q5_3 type of boat currently own: fishing boat

	Count	%	Valid %
Valid 1	698	26.2	100.0
System Missing	1964	73.8	
Total	2662	100.0	

q5_4 type of boat currently own: motor yacht

	Count	%	Valid %
Valid 1	287	10.8	100.0
System Missing	2375	89.2	
Total	2662	100.0	

q1 from whom did you receive the boater kit

	Count	%	Valid %
Valid 1 marina or yacht club operator	32	1.2	1.2
2 coast guard auxiliary	159	6.0	6.0
3 dockwalker	2428	91.2	91.4
4 power squadron	14	.5	.5
5 other	23	.9	.9
Total	2656	99.8	100.0
System Missing	6	.2	
Total	2662	100.0	

q2 how long have you been boating in the delta

	Count	%	Valid %
Valid 1 <6 months	126	4.7	4.8
2 6-11 months	68	2.6	2.6
3 1-2 years	203	7.6	7.7
4 3-5 years	338	12.7	12.7
5 >5 years	1917	72.0	72.3
Total	2652	99.6	100.0
System Missing	10	.4	
Total	2662	100.0	

q3 before today, have you ever received a delta boater kit?

	Count	%	Valid %
Valid 1 yes	202	7.6	7.9
2 no	2356	88.5	92.1
Total	2558	96.1	100.0
Missin System Missing	104	3.9	
Total	2662	100.0	

q4_1 what is the length of your boat: <16

	Count	%	Valid %
Valid 1	228	8.6	100.0
System Missing	2434	91.4	
Total	2662	100.0	

q4_2 what is the length of your boat:16-19

	Count	%	Valid %
Valid 1	461	17.3	100.0
System Missing	2201	82.7	
Total	2662	100.0	

q5_5 type of boat currently own: house boat

	Count	%	Valid %
Valid 1	46	1.7	100.0
System Missing	2616	98.3	
Total	2662	100.0	

q5_6 type of boat currently own: off-shore racer

	Count	%	Valid %
Valid 1	28	1.1	100.0
System Missing	2634	98.9	
Total	2662	100.0	

q5_7 type of boat currently own: sailboat with auxiliary motor

	Count	%	Valid %
Valid 1	596	22.4	100.0
System Missing	2066	77.6	
Total	2662	100.0	

q5_8 type of boat currently own: sailboat without auxiliary motor

	Count	%	Valid %
Valid 1	94	3.5	100.0
System Missing	2568	96.5	
Total	2662	100.0	

q5_9 type of boat currently own: personal watercraft

	Count	%	Valid %
Valid 1	106	4.0	100.0
System Missing	2556	96.0	
Total	2662	100.0	

q5_10 type of boat currently own: other

	Count	%	Valid %
Valid 1	92	3.5	100.0
System Missing	2570	96.5	
Total	2662	100.0	

q6_1 where do you store or berth your boat-home on trailer

	Count	%	Valid %
Valid 1	1256	47.2	100.0
System Missing	1406	52.8	
Total	2662	100.0	

q6_2 where do you store or berth your boat-berth at home

	Count	%	Valid %
Valid 1	116	4.4	100.0
System Missing	2546	95.6	
Total	2662	100.0	

q6_3 where do you store or berth your boat-marina-dry storage

	Count	%	Valid %
Valid 1	137	5.1	99.3
2	1	.0	.7
Total	138	5.2	100.0
System Missing	2524	94.8	
Total	2662	100.0	

q6_4 where do you store or berth your boat-marina-in-water berth

	Count	%	Valid %
Valid 1	1088	40.9	100.0
System Missing	1574	59.1	
Total	2662	100.0	

q6_5 other

	Count	%	Valid %
Valid 1	133	5.0	100.0
System Missing	2529	95.0	
Total	2662	100.0	

q6a what is the zip code where you store your boat

	Count	%	Valid %
Valid 80802	1	.0	.2
83814	1	.0	.2
85344	1	.0	.2
85382	1	.0	.2
86406	1	.0	.2
86426	1	.0	.2
86442	1	.0	.2
89012	1	.0	.2
89423	1	.0	.2
89431	1	.0	.2
89511	1	.0	.2
89706	1	.0	.2
90045	1	.0	.2
90202	1	.0	.2
90242	1	.0	.2
90243	1	.0	.2
90244	1	.0	.2
90250	1	.0	.2
90272	1	.0	.2
90277	13	.5	2.5
90278	1	.0	.2
90291	1	.0	.2
90292	61	2.3	11.8
90295	2	.1	.4
90405	1	.0	.2
90630	1	.0	.2
90680	1	.0	.2

90731	1	.0	.2	92625	1	.0	.2
90737	1	.0	.2	92626	1	.0	.2
90740	1	.0	.2	92629	2	.1	.4
90744	3	.1	.6	92630	2	.1	.4
90746	1	.0	.2	92649	7	.3	1.4
90796	1	.0	.2	92656	1	.0	.2
90801	1	.0	.2	92659	1	.0	.2
90802	29	1.1	5.6	92660	9	.3	1.7
90803	6	.2	1.2	92661	1	.0	.2
90808	1	.0	.2	92663	7	.3	1.4
91326	3	.1	.6	92673	1	.0	.2
91351	1	.0	.2	92676	1	.0	.2
91361	1	.0	.2	92677	1	.0	.2
91381	1	.0	.2	92714	1	.0	.2
91384	1	.0	.2	92835	2	.1	.4
91387	1	.0	.2	92867	1	.0	.2
91402	1	.0	.2	93001	3	.1	.6
91654	1	.0	.2	93002	1	.0	.2
91706	1	.0	.2	93003	2	.1	.4
91709	1	.0	.2	93021	1	.0	.2
91710	1	.0	.2	93030	1	.0	.2
91722	1	.0	.2	93033	1	.0	.2
91910	1	.0	.2	93035	12	.5	2.3
92001	1	.0	.2	93105	1	.0	.2
92056	2	.1	.4	93110	1	.0	.2
92069	1	.0	.2	93117	1	.0	.2
92101	13	.5	2.5	93901	1	.0	.2
92102	1	.0	.2	93908	1	.0	.2
92104	1	.0	.2	93940	6	.2	1.2
92105	4	.2	.8	93950	1	.0	.2
92106	10	.4	1.9	93955	1	.0	.2
92107	2	.1	.4	94019	1	.0	.2
92108	1	.0	.2	94061	1	.0	.2
92109	64	2.4	12.4	94062	1	.0	.2
92110	2	.1	.4	94107	2	.1	.4
92111	2	.1	.4	94109	1	.0	.2
92116	1	.0	.2	94111	1	.0	.2
92117	1	.0	.2	94123	1	.0	.2
92118	1	.0	.2	94133	5	.2	1.0
92121	1	.0	.2	94158	3	.1	.6
92166	1	.0	.2	94501	16	.6	3.1
92233	2	.1	.4	94505	1	.0	.2
92352	1	.0	.2	94509	2	.1	.4
92363	1	.0	.2	94521	1	.0	.2
92397	1	.0	.2	94531	1	.0	.2
92503	1	.0	.2	94534	1	.0	.2
92544	1	.0	.2	94546	1	.0	.2
92603	1	.0	.2	94550	1	.0	.2
92618	1	.0	.2	94553	2	.1	.4
92624	1	.0	.2	94558	3	.1	.6

94559	1	.0	.2
94563	1	.0	.2
94578	1	.0	.2
94590	1	.0	.2
94591	1	.0	.2
94606	1	.0	.2
94607	1	.0	.2
94610	1	.0	.2
94702	1	.0	.2
94801	1	.0	.2
94804	7	.3	1.4
94805	3	.1	.6
94807	1	.0	.2
94901	2	.1	.4
94920	2	.1	.4
94923	1	.0	.2
94941	1	.0	.2
94965	17	.6	3.3
94966	3	.1	.6
95002	1	.0	.2
95012	1	.0	.2
95035	1	.0	.2
95060	2	.1	.4
95062	2	.1	.4
95119	1	.0	.2
95219	2	.1	.4
95307	1	.0	.2
95327	1	.0	.2
95370	1	.0	.2
95380	1	.0	.2
95401	1	.0	.2
95403	2	.1	.4
95404	1	.0	.2
95406	2	.1	.4
95451	1	.0	.2
95501	4	.2	.8
95531	2	.1	.4
95603	1	.0	.2
95610	1	.0	.2
95616	3	.1	.6
95618	1	.0	.2
95630	1	.0	.2
95640	1	.0	.2
95641	1	.0	.2
95660	1	.0	.2
95667	1	.0	.2
95677	1	.0	.2
95686	1	.0	.2
95691	1	.0	.2
95746	1	.0	.2

95747	1	.0	.2
95758	1	.0	.2
95814	1	.0	.2
95815	1	.0	.2
95818	2	.1	.4
95826	1	.0	.2
95828	1	.0	.2
95833	1	.0	.2
95926	1	.0	.2
95928	1	.0	.2
95946	2	.1	.4
95966	1	.0	.2
95973	1	.0	.2
95991	2	.1	.4
96003	6	.2	1.2
96022	2	.1	.4
96051	1	.0	.2
96150	3	.1	.6
96802	1	.0	.2
97068	1	.0	.2
97321	1	.0	.2
Total	518	19.5	100.0
System Missing	2144	80.5	
Total	2662	100.0	

q8_1 main reasons choose where to launch boat-close proximity

	Count	%	Valid %
Valid 1	808	30.4	100.0
System Missing	1854	69.6	
Total	2662	100.0	

q8_2 main reasons choose where to launch boat-launch ramp

	Count	%	Valid %
Valid 1	849	31.9	100.0
System Missing	1813	68.1	
Total	2662	100.0	

q8_3 main reasons choose where to launch boat-convenient trailer parking

	Count	%	Valid %
Valid 1	495	18.6	100.0
System Missing	2167	81.4	
Total	2662	100.0	

q8_4 main reasons choose where to launch boat-fuel dock

	Count	%	Valid %
Valid 1	157	5.9	100.0
System Missing	2505	94.1	
Total	2662	100.0	

q8_5 main reasons choose where to launch boat-restrooms

	Count	%	Valid %
Valid 1	296	11.1	100.0
System Missing	2366	88.9	
Total	2662	100.0	

q8_6 main reasons choose where to launch boat-restaurant

	Count	%	Valid %
Valid 1	133	5.0	100.0
System Missing	2529	95.0	
Total	2662	100.0	

q8_7 main reasons choose where to launch boat-sewage pump-out service

	Count	%	Valid %
Valid 1	99	3.7	100.0
System Missing	2563	96.3	
Total	2662	100.0	

q8_8 main reasons choose where to launch boat-other

	Count	%	Valid %
Valid 0	11	.4	4.8
1	216	8.1	95.2
Total	227	8.5	100.0
System Missing	2435	91.5	
Total	2662	100.0	

q9_1delta

	Count	%	Valid %
Valid 0 no	2189	82.2	82.2
1 yes	473	17.8	17.8
Total	2662	100.0	100.0

q9_1a how many days per year do you use your boat on the delta

	Count	%	Valid %
Valid 1	14	.5	3.1
2	33	1.2	7.4
3	19	.7	4.3
4	20	.8	4.5
5	52	2.0	11.7
6	15	.6	3.4
7	12	.5	2.7
8	9	.3	2.0
10	73	2.7	16.4
11	1	.0	.2
12	2	.1	.4
14	10	.4	2.2
15	23	.9	5.2
20	49	1.8	11.0

21	2	.1	.4
24	5	.2	1.1
25	8	.3	1.8
26	1	.0	.2
30	41	1.5	9.2
32	2	.1	.4
35	1	.0	.2
40	8	.3	1.8
42	2	.1	.4
45	4	.2	.9
48	3	.1	.7
50	10	.4	2.2
60	5	.2	1.1
65	1	.0	.2
70	1	.0	.2
75	1	.0	.2
80	2	.1	.4
100	6	.2	1.3
120	2	.1	.4
150	1	.0	.2
180	3	.1	.7
200	3	.1	.7
300	1	.0	.2
330	1	.0	.2
Total	446	16.8	100.0
System Missing	2216	83.2	
Total	2662	100.0	

q9_2ocean

	Count	%	Valid %
Valid 0 no	1332	50.0	50.0
1 yes	1330	50.0	50.0
Total	2662	100.0	100.0

q9_2a how many days per year do you use your boat on the ocean

	Count	%	Valid %
Valid 1	7	.3	.6
2	24	.9	2.2
3	21	.8	1.9
4	15	.6	1.3
5	40	1.5	3.6
6	15	.6	1.3
7	11	.4	1.0
8	3	.1	.3
9	3	.1	.3
10	102	3.8	9.2
12	16	.6	1.4
13	1	.0	.1
14	20	.8	1.8

15	49	1.8	4.4
16	4	.2	.4
18	3	.1	.3
20	127	4.8	11.4
21	5	.2	.4
24	9	.3	.8
25	32	1.2	2.9
26	1	.0	.1
28	3	.1	.3
30	159	6.0	14.3
32	1	.0	.1
35	14	.5	1.3
36	2	.1	.2
40	53	2.0	4.8
41	1	.0	.1
43	1	.0	.1
45	22	.8	2.0
46	2	.1	.2
48	1	.0	.1
50	64	2.4	5.8
52	3	.1	.3
53	1	.0	.1
55	1	.0	.1
60	90	3.4	8.1
65	2	.1	.2
70	5	.2	.4
72	1	.0	.1
75	9	.3	.8
80	9	.3	.8
85	1	.0	.1
90	21	.8	1.9
100	63	2.4	5.7
104	1	.0	.1
105	1	.0	.1
110	1	.0	.1
120	12	.5	1.1
125	1	.0	.1
150	9	.3	.8
160	2	.1	.2
175	1	.0	.1
180	3	.1	.3
200	17	.6	1.5
265	1	.0	.1
275	1	.0	.1
300	4	.2	.4
305	1	.0	.1
355	1	.0	.1
360	7	.3	.6
365	13	.5	1.2
Total	1113	41.8	100.0

System Missing	1549	58.2
Total	2662	100.0

q9_3sfbay

	Count	%	Valid %
Valid 0 no	2299	86.4	86.4
1 yes	363	13.6	13.6
Total	2662	100.0	100.0

q9_3a how many days per year do you use your boat on the san francisco bay

	Count	%	Valid %
Valid 1	5	.2	1.5
2	11	.4	3.2
3	3	.1	.9
4	7	.3	2.1
5	15	.6	4.4
6	6	.2	1.8
7	5	.2	1.5
8	5	.2	1.5
9	1	.0	.3
10	40	1.5	11.8
12	4	.2	1.2
14	3	.1	.9
15	11	.4	3.2
16	1	.0	.3
18	1	.0	.3
20	58	2.2	17.1
21	3	.1	.9
24	7	.3	2.1
25	14	.5	4.1
30	32	1.2	9.4
35	3	.1	.9
40	32	1.2	9.4
45	4	.2	1.2
50	19	.7	5.6
52	1	.0	.3
55	1	.0	.3
60	8	.3	2.4
65	2	.1	.6
70	2	.1	.6
75	6	.2	1.8
80	3	.1	.9
83	1	.0	.3
90	2	.1	.6
100	9	.3	2.7
120	1	.0	.3
150	1	.0	.3
200	3	.1	.9
250	1	.0	.3

300	1	.0	.3
320	1	.0	.3
365	6	.2	1.8
Total	339	12.7	100.0
System Missing	2323	87.3	
Total	2662	100.0	

90	11	.4	1.2
100	21	.8	2.4
110	2	.1	.2
120	6	.2	.7
150	1	.0	.1
156	1	.0	.1
160	1	.0	.1
180	4	.2	.5
200	4	.2	.5
240	1	.0	.1
250	1	.0	.1
270	1	.0	.1
280	1	.0	.1
300	1	.0	.1
350	1	.0	.1
365	2	.1	.2
Total	884	33.2	100.0
System Missing	1778	66.8	
Total	2662	100.0	

q9_4inland

	Count	%	Valid %
Valid 0 no	1579	59.3	59.3
1 yes	1083	40.7	40.7
Total	2662	100.0	100.0

q9_4a how many days per year do you use your boat on inland lakes

	Count	%	Valid %
Valid 1	7	.3	.8
2	12	.5	1.4
3	13	.5	1.5
4	9	.3	1.0
5	32	1.2	3.6
6	15	.6	1.7
7	16	.6	1.8
8	9	.3	1.0
9	2	.1	.2
10	135	5.1	15.3
12	11	.4	1.2
14	17	.6	1.9
15	55	2.1	6.2
16	2	.1	.2
17	1	.0	.1
19	1	.0	.1
20	151	5.7	17.1
21	7	.3	.8
24	4	.2	.5
25	32	1.2	3.6
26	1	.0	.1
30	155	5.8	17.5
33	1	.0	.1
35	10	.4	1.1
36	2	.1	.2
40	34	1.3	3.8
45	13	.5	1.5
48	3	.1	.3
50	29	1.1	3.3
52	1	.0	.1
60	34	1.3	3.8
70	2	.1	.2
75	5	.2	.6
80	4	.2	.5

q10_1 boating activities:skiing

	Count	%	Valid %
Valid 1	660	24.8	100.0
System Missing	2002	75.2	
Total	2662	100.0	

q10_2 boating activities:wakeboarding

	Count	%	Valid %
Valid 1	485	18.2	100.0
System Missing	2177	81.8	
Total	2662	100.0	

q10_3 boating activities:fishing

	Count	%	Valid %
Valid 1	1411	53.0	100.0
System Missing	1251	47.0	
Total	2662	100.0	

q10_4 boating activities:leisure cruising

	Count	%	Valid %
Valid 1	1682	63.2	100.0
System Missing	980	36.8	
Total	2662	100.0	

q10_5 boating activities:swimming

	Count	%	Valid %
Valid 1	755	28.4	100.0
System Missing	1907	71.6	
Total	2662	100.0	

q10_6 boating activities:boat camping

	Count	%	Valid %
Valid 1	568	21.3	100.0
System Missing	2094	78.7	
Total	2662	100.0	

q10_7 boating activities:other

	Count	%	Valid %
Valid 0	1	.0	.3
1	289	10.9	99.7
Total	290	10.9	100.0
System Missing	2372	89.1	
Total	2662	100.0	

q11_1 where do you fuel your boat-gas station

	Count	%	Valid %
Valid 1	1285	48.3	100.0
System Missing	1377	51.7	
Total	2662	100.0	

q11_2 where do you fuel your boat-marina with a fuel dock

	Count	%	Valid %
Valid 1	1098	41.2	100.0
System Missing	1564	58.8	
Total	2662	100.0	

q11_3 where do you fuel your boat-bring own gas cans to refuel

	Count	%	Valid %
Valid 1	388	14.6	100.0
System Missing	2274	85.4	
Total	2662	100.0	

q12 fuel use during a typical day

	Count	%	Valid %
Valid 1 <12	1222	45.9	47.5
2 12-15	386	14.5	15.0
3 16-20	285	10.7	11.1
4 21-30	250	9.4	9.7
5 >30	421	15.8	16.3
6 other	11	.4	.4
Total	2575	96.7	100.0
System Missing	87	3.3	
Total	2662	100.0	

q13 how many hours do you put on your boat engine

	Count	%	Valid %
Valid 1 0-25	566	21.3	22.1

2 26-50	698	26.2	27.2
3 51-99	608	22.8	23.7
4 100-150	402	15.1	15.7
5 >150	291	10.9	11.3
Total	2565	96.4	100.0
System Missing	97	3.6	
Total	2662	100.0	

q14 what type of toilet is on your boat

	Count	%	Valid %
Valid 1 installed toilet	1035	38.9	40.4
2 port-a-potty	461	17.3	18.0
3 no toilet on board	1065	40.0	41.6
Total	2561	96.2	100.0
System Missing	101	3.8	
Total	2662	100.0	

q14a what type of marine sanitation

	Count	%	Valid %
Valid 1 type i	234	8.8	21.5
2 type ii	96	3.6	8.8
3 type iii	756	28.4	69.6
Total	1086	40.8	100.0
System Missing	1576	59.2	
Total	2662	100.0	

q14b how many times do you use a sewage pumpout per year

	Count	%	Valid %
Valid 1 every time	206	7.7	18.1
2 1-5	365	13.7	32.1
3 6-10	211	7.9	18.5
4 >10	224	8.4	19.7
5 no need	132	5.0	11.6
Total	1138	42.7	100.0
System Missing	1524	57.3	
Total	2662	100.0	

q14c_a when you go to use a sewage pump-out, how often is it broken

	Count	%	Valid %
Valid 1 never	349	13.1	43.6
2 rarely	293	11.0	36.6
3 half the time	90	3.4	11.3
4 most often	48	1.8	6.0
5 always	20	.8	2.5
Total	800	30.1	100.0
System Missing	1862	69.9	
Total	2662	100.0	

q14c_b when you go to use a sewage pump-out, how often is it closed

	Count	%	Valid %
Valid 1 never	383	14.4	50.1
2 rarely	272	10.2	35.6
3 half the time	62	2.3	8.1
4 most often	28	1.1	3.7
5 always	20	.8	2.6
Total	765	28.7	100.0
System Missing	1897	71.3	
Total	2662	100.0	

q14c_c when you go to use a sewage pump-out, how often do you wait in line

	Count	%	Valid %
Valid 1 never	342	12.8	44.3
2 rarely	298	11.2	38.6
3 half the time	78	2.9	10.1
4 most often	37	1.4	4.8
5 always	17	.6	2.2
Total	772	29.0	100.0
System Missing	1890	71.0	
Total	2662	100.0	

q14c_d when you go to use a sewage pump-out, how often are you unable to find one

	Count	%	Valid %
Valid 1 never	416	15.6	55.7
2 rarely	201	7.6	26.9
3 half the time	53	2.0	7.1
4 most often	42	1.6	5.6
5 always	35	1.3	4.7
Total	747	28.1	100.0
System Missing	1915	71.9	
Total	2662	100.0	

q14d where you most often use a sewage pump-out

	Count	%	Valid %
Valid 1 facility/marina berth where store	671	25.2	66.8
2 place or marina where launch boat	76	2.9	7.6
3 somewhere	141	5.3	14.0
4 use a mobile	72	2.7	7.2
5 other	45	1.7	4.5
Total	1005	37.8	100.0
System Missing	1657	62.2	
Total	2662	100.0	

q15 do you change your boat engine oil yourself

	Count	%	Valid %
Valid 1 yes	1192	44.8	47.0
2 no	1343	50.5	53.0

Total	2535	95.2	100.0
System Missing	127	4.8	
Total	2662	100.0	

q15a where do you change the oil

	Count	%	Valid %
Valid 1 at the marina	441	16.6	39.6
2 at home	592	22.2	53.1
3 at the facility	43	1.6	3.9
4 other	39	1.5	3.5
Total	1115	41.9	100.0
System Missing	1547	58.1	
Total	2662	100.0	

q15b what do you do with the used oil most often

	Count	%	Valid %
Valid 1 dispose garbage	15	.6	1.3
2 store home	25	.9	2.2
3 take to dump or landfill	58	2.2	5.2
4 drop it off marina	336	12.6	30.2
5 take to auto shop	528	19.8	47.4
6 take to household hazardous waste	93	3.5	8.3
7 leave for home pick-up	44	1.7	3.9
8 other	15	.6	1.3
Total	1114	41.8	100.0
System Missing	1548	58.2	
Total	2662	100.0	

q15c how far do you have to travel to dispose of your oil

	Count	%	Valid %
Valid 1 same place	202	7.6	18.4
2 <1 mile	272	10.2	24.7
3 1-3 miles	310	11.6	28.2
4 4-5 miles	140	5.3	12.7
5 >5 miles	175	6.6	15.9
Total	1099	41.3	100.0
System Missing	1563	58.7	
Total	2662	100.0	

q16 how often does oil leak into the bottom of your bilge

	Count	%	Valid %
Valid 1 never	33	1.2	1.4
2 rarely	25	.9	1.1
3 half the time	41	1.5	1.8
4 most of the time	896	33.7	38.3
5 every time	1347	50.6	57.5
Total	2342	88.0	100.0
System Missing	320	12.0	
Total	2662	100.0	

q16a_a how do you clean oil that has leaked: do not clean it

	Count	%	Valid %
Valid 1	65	2.4	100.0
System Missing	2597	97.6	
Total	2662	100.0	

q16a_b how do you clean oil that has leaked: rags/papper towels

	Count	%	Valid %
Valid 1	302	11.3	100.0
System Missing	2360	88.7	
Total	2662	100.0	

q16a_c how do you clean oil that has leaked: bilge cleaning products

	Count	%	Valid %
Valid 1	171	6.4	100.0
System Missing	2491	93.6	
Total	2662	100.0	

q16a_d how do you clean oil that has leaked: bilge pump to extract

	Count	%	Valid %
Valid 1	31	1.2	100.0
System Missing	2631	98.8	
Total	2662	100.0	

q16a_e how do you clean oil that has leaked: soap or detergent

	Count	%	Valid %
Valid 1	101	3.8	100.0
System Missing	2561	96.2	
Total	2662	100.0	

q16a_f how do you clean oil that has leaked: pull the bailer plug

	Count	%	Valid %
Valid 1	11	.4	100.0
System Missing	2651	99.6	
Total	2662	100.0	

q16a_g how do you clean oil that has leaked: oil absorbents

	Count	%	Valid %
Valid 1	442	16.6	100.0
System Missing	2220	83.4	
Total	2662	100.0	

q16a_h how do you clean oil that has leaked: other

	Count	%	Valid %
Valid 0	1	.0	3.3
1	29	1.1	96.7
Total	30	1.1	100.0
System Missing	2632	98.9	
Total	2662	100.0	

q16b what do you usually do with used oil absorbents

	Count	%	Valid %
Valid 1 trash	253	9.5	29.6
2 oil waste receptacle	390	14.7	45.6
3 hazardous waste facility	193	7.3	22.6
4 other	19	.7	2.2
Total	855	32.1	100.0
System Missing	1807	67.9	
Total	2662	100.0	

q18 age

	Count	%	Valid %
Valid 1 16-25	63	2.4	2.6
2 26-33	172	6.5	7.0
3 34-41	332	12.5	13.6
4 42-49	519	19.5	21.2
5 50-65	1051	39.5	43.0
6 over 65	309	11.6	12.6
Total	2446	91.9	100.0
System Missing	216	8.1	
Total	2662	100.0	

q19 gender

	Count	%	Valid %
Valid 1 male	1997	75.0	78.9
2 female	479	18.0	18.9
3 both	54	2.0	2.1
Total	2530	95.0	100.0
System Missing	132	5.0	
Total	2662	100.0	

q20_1 where do you get boating information: marinas

	Count	%	Valid %
Valid 1	1457	54.7	100.0
System Missing	1205	45.3	
Total	2662	100.0	

q20_2 where do you get boating information: boat shows

	Count	%	Valid %
Valid 1	1341	50.4	100.0
System Missing	1321	49.6	
Total	2662	100.0	

q20_3 where do you get boating information: marine supply stores

	Count	%	Valid %
Valid 1	1137	42.7	100.0
System Missing	1525	57.3	
Total	2662	100.0	

q20_4 where do you get boating information: word-of mouth

	Count	%	Valid %
Valid 1	981	36.9	100.0
System Missing	1681	63.1	
Total	2662	100.0	

q20_5 where do you get boating information: boating associations

	Count	%	Valid %
Valid 1	542	20.4	100.0
System Missing	2120	79.6	
Total	2662	100.0	

q20_6 where do you get boating information: bay and delta yachtsman

	Count	%	Valid %
Valid 1	117	4.4	100.0
System Missing	2545	95.6	
Total	2662	100.0	

q20_7 where do you get boating information: latitude 38

	Count	%	Valid %
Valid 1	468	17.6	100.0
System Missing	2194	82.4	
Total	2662	100.0	

q20_8 where do you get boating information: boat u.s. magazine

	Count	%	Valid %
Valid 1	642	24.1	100.0
System Missing	2020	75.9	
Total	2662	100.0	

q20_9 where do you get boating information: picya yachting year book

	Count	%	Valid %
Valid 1	78	2.9	100.0
System Missing	2584	97.1	
Total	2662	100.0	

q20_10 where do you get boating information: california delta scuttlebutt

	Count	%	Valid %
Valid 1	7	.3	100.0
System Missing	2655	99.7	
Total	2662	100.0	

q20_11 where do you get boating information: safety classes

	Count	%	Valid %
Valid 1	544	20.4	100.0
System Missing	2118	79.6	
Total	2662	100.0	

q20_12 where do you get boating information: other

	Count	%	Valid %
Valid 0	2	.1	.7
1	266	10.0	99.3
Total	268	10.1	100.0
System Missing	2394	89.9	
Total	2662	100.0	

q21_1 do you know what these logos stand for

	Count	%	Valid %
Valid 1	736	27.6	29.6
2	1748	65.7	70.4
Total	2484	93.3	100.0
System Missing	178	6.7	
Total	2662	100.0	

q21oil

	Count	%	Valid %
Valid 0	2126	79.9	79.9
1	536	20.1	20.1
Total	2662	100.0	100.0

q21_2 do you know what these logos stand for

	Count	%	Valid %
Valid 1	1046	39.3	42.3
2	1428	53.6	57.7
Total	2474	92.9	100.0
System Missing	188	7.1	
Total	2662	100.0	

q21sew

	Count	%	Valid %
Valid 0	1887	70.9	70.9
1	775	29.1	29.1
Total	2662	100.0	100.0

q22 how often do you think boaters discharge untreated sewage into water

	Count	%	Valid %
Valid 1 frequently	1101	41.4	43.9
2 once in a while	613	23.0	24.5
4 dk	793	29.8	31.6
Total	2507	94.2	100.0
System Missing	155	5.8	
Total	2662	100.0	

q24 what percentage of california get their drinking water from the delta

	Count	%	Valid %
Valid 1 none	42	1.6	1.6
2 10% to 25%	168	6.3	6.5
3 26% to 50%	381	14.3	14.8
4 51% to 75%	379	14.2	14.8
5 over 75%	375	14.1	14.6
6 dk	1221	45.9	47.6
Total	2566	96.4	100.0
System Missing	96	3.6	
Total	2662	100.0	

q26a what are you most concerned about when boating: bigger boats

	Count	%	Valid %
Valid 1 very concerned	657	24.7	27.5
2 somewhat concerned	652	24.5	27.3
3 not very concerned	405	15.2	16.9
4 not at all concerned	472	17.7	19.7
5 no opinion	204	7.7	8.5
Total	2390	89.8	100.0
System Missing	272	10.2	
Total	2662	100.0	

q26b what are you most concerned about when boating: speeding boats

	Count	%	Valid %
Valid 1 very concerned	1189	44.7	48.9
2 somewhat concerned	761	28.6	31.3
3 not very concerned	225	8.5	9.3
4 not at all concerned	158	5.9	6.5
5 no opinion	99	3.7	4.1
Total	2432	91.4	100.0
System Missing	230	8.6	
Total	2662	100.0	

q26c what are you most concerned about when boating: quality of water for swimming

	Count	%	Valid %
Valid 1 very concerned	1465	55.0	61.3
2 somewhat concerned	613	23.0	25.6
3 not very concerned	139	5.2	5.8
4 not at all concerned	88	3.3	3.7
5 no opinion	85	3.2	3.6
Total	2390	89.8	100.0
System Missing	272	10.2	
Total	2662	100.0	

q26d what are you most concerned about when boating: intoxicated boaters

	Count	%	Valid %
Valid 1 very concerned	1665	62.5	68.5
2 somewhat concerned	530	19.9	21.8
3 not very concerned	125	4.7	5.1

4 not at all concerned	55	2.1	2.3
5 no opinion	55	2.1	2.3
Total	2430	91.3	100.0
System Missing	232	8.7	
Total	2662	100.0	

q26e what are you most concerned about when boating: trash or debris

	Count	%	Valid %
Valid 1 very concerned	1654	62.1	68.1
2 somewhat concerned	586	22.0	24.1
3 not very concerned	101	3.8	4.2
4 not at all concerned	32	1.2	1.3
5 no opinion	54	2.0	2.2
Total	2427	91.2	100.0
System Missing	235	8.8	
Total	2662	100.0	

q26f what are you most concerned about when boating: quality of water for drinking

	Count	%	Valid %
Valid 1 very concerned	1557	58.5	65.0
2 somewhat concerned	516	19.4	21.5
3 not very concerned	150	5.6	6.3
4 not at all concerned	95	3.6	4.0
5 no opinion	78	2.9	3.3
Total	2396	90.0	100.0
System Missing	266	10.0	
Total	2662	100.0	

q26g what are you most concerned about when boating: invasive species

	Count	%	Valid %
Valid 1 very concerned	1288	48.4	54.5
2 somewhat concerned	655	24.6	27.7
3 not very concerned	215	8.1	9.1
4 not at all concerned	110	4.1	4.7
5 no opinion	95	3.6	4.0
Total	2363	88.8	100.0
System Missing	299	11.2	
Total	2662	100.0	

q26h what are you most concerned about when boating: inexperienced boaters

	Count	%	Valid %
Valid 1 very concerned	1527	57.4	63.2
2 somewhat concerned	629	23.6	26.0
3 not very concerned	160	6.0	6.6
4 not at all concerned	47	1.8	1.9
5 no opinion	52	2.0	2.2
Total	2415	90.7	100.0
System Missing	247	9.3	
Total	2662	100.0	

q26i what are you most concerned about when boating: safety of the fish for eating

	Count	%	Valid %
Valid 1 very concerned	1409	52.9	58.4
2 somewhat concerned	593	22.3	24.6
3 not very concerned	208	7.8	8.6
4 not at all concerned	117	4.4	4.8
5 no opinion	87	3.3	3.6
Total	2414	90.7	100.0
System Missing	248	9.3	
Total	2662	100.0	

q26k what are you most concerned about when boating: other

	Count	%	Valid %
Valid 1 very concerned	129	4.8	53.1
2 somewhat concerned	42	1.6	17.3
3 not very concerned	16	.6	6.6
4 not at all concerned	15	.6	6.2
5 no opinion	41	1.5	16.9
Total	243	9.1	100.0
System Missing	2419	90.9	
Total	2662	100.0	

q7_1 where do you usually launch your boat-not applicable

	Count	%	Valid %
Valid 1	774	29.1	100.0
System Missing	1888	70.9	
Total	2662	100.0	

q7_2 where do you usually launch your boat-marina

	Count	%	Valid %
Valid 1	804	30.2	100.0
System Missing	1858	69.8	
Total	2662	100.0	

q7_3 where do you usually launch your boat-yacht club

	Count	%	Valid %
Valid 1	61	2.3	100.0
System Missing	2601	97.7	
Total	2662	100.0	

q7_4 where do you usually launch your boat-public launch ramp

	Count	%	Valid %
Valid 1	818	30.7	100.0
System Missing	1844	69.3	
Total	2662	100.0	

q7_5 where do you usually launch your boat-other

	Count	%	Valid %
Valid 1	124	4.7	100.0
System Missing	2538	95.3	
Total	2662	100.0	

q9_1 how many days per year do you use your boat on the delta

	Count	%	Valid %
Valid 1	473	17.8	100.0
System Missing	2189	82.2	
Total	2662	100.0	

q9_2 how many days per year do you use your boat on the ocean

	Count	%	Valid %
Valid 1	1254	47.1	100.0
System Missing	1408	52.9	
Total	2662	100.0	

q9_3 how many days per year do you use your boat on the san francisco bay

	Count	%	Valid %
Valid 1	361	13.6	100.0
System Missing	2301	86.4	
Total	2662	100.0	

q9_4 how many days per year do you use your boat on inland lakes

	Count	%	Valid %
Valid 1	1067	40.1	100.0
System Missing	1595	59.9	
Total	2662	100.0	

q23_1 which happen to those who discharge untreated sewage-nothing

	Count	%	Valid %
Valid 1	105	3.9	100.0
System Missing	2557	96.1	
Total	2662	100.0	

q23_2 which may happen to those who discharge untreated sewage-fine \$1100

	Count	%	Valid %
Valid 1	562	21.1	100.0
System Missing	2100	78.9	
Total	2662	100.0	

q23_3 which may happen to those who discharge untreated sewage-fine \$2200

	Count	%	Valid %
Valid 1	443	16.6	100.0
System Missing	2219	83.4	
Total	2662	100.0	

q23_4 which may happen to those who discharge untreated sewage-up to 6 months in jail

	Count	%	Valid %
Valid 1	274	10.3	100.0
System Missing	2388	89.7	
Total	2662	100.0	

q23_5 which may happen to those who discharge untreated sewage-don't know

	Count	%	Valid %
Valid 1	1298	48.8	100.0
System Missing	1364	51.2	
Total	2662	100.0	

stype survey type

	Count	%	Valid %
Valid 2 statewide	2662	100.0	100.0

q9_5 how many days per year do you use your boat on other ca location

	Count	%	Valid %
Valid 1	228	8.6	100.0
System Missing	2434	91.4	
Total	2662	100.0	

q6_home where do you store or berth your boat-home on trailer

	Count	%	Valid %
Valid 0 no	1406	52.8	52.8
1 yes	1256	47.2	47.2
Total	2662	100.0	100.0

q6_berth where do you store or berth your boat-berth at home

	Count	%	Valid %
Valid 0 no	2546	95.6	95.6
1 yes	116	4.4	4.4
Total	2662	100.0	100.0

q6_marina_dry where do you store or berth your boat-marina dry storage

	Count	%	Valid %
Valid 0 no	2524	94.8	94.9
1 yes	137	5.1	5.1
Total	2661	100.0	100.0
System Missing	1	.0	
Total	2662	100.0	

q6_marina_water where do you store or berth your boat-marina in water

	Count	%	Valid %
Valid 0 no	1574	59.1	59.1
1 yes	1088	40.9	40.9
Total	2662	100.0	100.0

q6_other where do you store or berth your boat-other

	Count	%	Valid %
Valid 0 no	2529	95.0	95.0
1 yes	133	5.0	5.0
Total	2662	100.0	100.0

q7_not_applicable where do you usually launch your boat-not applicable

	Count	%	Valid %
Valid 0 no	1888	70.9	70.9
1 yes	774	29.1	29.1
Total	2662	100.0	100.0

q7_marina where do you usually launch your boat-marina

	Count	%	Valid %
Valid 0 no	1858	69.8	69.8
1 yes	804	30.2	30.2
Total	2662	100.0	100.0

q7_yacht where do you usually launch your boat-yacht club

	Count	%	Valid %
Valid 0 no	2601	97.7	97.7
1 yes	61	2.3	2.3
Total	2662	100.0	100.0

q7_public_launch where do you usually launch your boat-public launch ramp

	Count	%	Valid %
Valid 0 no	1844	69.3	69.3
1 yes	818	30.7	30.7
Total	2662	100.0	100.0

q7_other where do you usually launch your boat-other

	Count	%	Valid %
Valid 0 no	2538	95.3	95.3
1 yes	124	4.7	4.7
Total	2662	100.0	100.0

q20_marina where do you get boating information: marinas

	Count	%	Valid %
Valid 0 no	1205	45.3	45.3
1 yes	1457	54.7	54.7
Total	2662	100.0	100.0

q20_boat_shows where do you get boating information: boat shows

	Count	%	Valid %
Valid 0 no	1323	49.7	49.7
1 yes	1339	50.3	50.3
Total	2662	100.0	100.0

q20_marine_supply where do you get boating information: marine supply stores

	Count	%	Valid %
Valid 0 no	1525	57.3	57.3
1 yes	1137	42.7	42.7
Total	2662	100.0	100.0

q20_cds where do you get boating information: california delta scuttlebutt website/ca de

	Count	%	Valid %
Valid 0 no	2655	99.7	99.7
1 yes	7	.3	.3
Total	2662	100.0	100.0

q20_word_of_mouth where do you get boating information: word of mouth

	Count	%	Valid %
Valid 0 no	1681	63.1	63.1
1 yes	981	36.9	36.9
Total	2662	100.0	100.0

q20_safety where do you get boating information: safety classes

	Count	%	Valid %
Valid 0 no	2118	79.6	79.6
1 yes	544	20.4	20.4
Total	2662	100.0	100.0

q20_boating_associations where do you get boating information: boating associations

	Count	%	Valid %
Valid 0 no	2120	79.6	79.6
1 yes	542	20.4	20.4
Total	2662	100.0	100.0

q20_other where do you get boating information: other

	Count	%	Valid %
Valid 0 no	2394	89.9	89.9
1 yes	268	10.1	10.1
Total	2662	100.0	100.0

q20_bay_and_delta where do you get boating information: bay and delta yachtsman

	Count	%	Valid %
Valid 0 no	2545	95.6	95.6
1 yes	117	4.4	4.4
Total	2662	100.0	100.0

q4_under16 what is the length of your boat: <16

	Count	%	Valid %
Valid 0 no	2434	91.4	91.4
1 yes	228	8.6	8.6
Total	2662	100.0	100.0

q20_latitude where do you get boating information: latitude 38

	Count	%	Valid %
Valid 0 no	2194	82.4	82.4
1 yes	468	17.6	17.6
Total	2662	100.0	100.0

q4_16to19 what is the length of your boat: 16-19

	Count	%	Valid %
Valid 0 no	2201	82.7	82.7
1 yes	461	17.3	17.3
Total	2662	100.0	100.0

q20_boat_us_mag where do you get boating information: boat us magazine

	Count	%	Valid %
Valid 0 no	2020	75.9	75.9
1 yes	642	24.1	24.1
Total	2662	100.0	100.0

q4_20to25 what is the length of your boat: 20-25

	Count	%	Valid %
Valid 0 no	1795	67.4	67.4
1 yes	867	32.6	32.6
Total	2662	100.0	100.0

q20_picya where do you get boating information: picya yachting yearbook

	Count	%	Valid %
Valid 0 no	2584	97.1	97.1
1 yes	78	2.9	2.9
Total	2662	100.0	100.0

q4_26to39 what is the length of your boat: 26-39

	Count	%	Valid %
Valid 0 no	1840	69.1	69.1
1 yes	822	30.9	30.9
Total	2662	100.0	100.0

q4_40to65 what is the length of your boat: 40-65

	Count	%	Valid %
Valid 0 no	2352	88.4	88.4
1 yes	310	11.6	11.6
Total	2662	100.0	100.0

q4_over65 what is the length of your boat: >65

	Count	%	Valid %
Valid 0 no	2641	99.2	99.2
1 yes	21	.8	.8
Total	2662	100.0	100.0

q5_ski type of boat currently own: ski boat/run-about

	Count	%	Valid %
Valid 0 no	1916	72.0	72.0
1 yes	746	28.0	28.0
Total	2662	100.0	100.0

q5_cuddy type of boat currently own: cuddy cabin/cruiser

	Count	%	Valid %
Valid 0 no	2327	87.4	87.4
1 yes	335	12.6	12.6
Total	2662	100.0	100.0

q5_fishing type of boat currently own: fishing boat

	Count	%	Valid %
Valid 0 no	1964	73.8	73.8
1 yes	698	26.2	26.2
Total	2662	100.0	100.0

q5_motor type of boat currently own: motor yacht

	Count	%	Valid %
Valid 0 no	2375	89.2	89.2
1 yes	287	10.8	10.8
Total	2662	100.0	100.0

q5_house type of boat currently own: house boat

	Count	%	Valid %
Valid 0 no	2616	98.3	98.3
1 yes	46	1.7	1.7
Total	2662	100.0	100.0

q5_off type of boat currently own: off-shore racer

	Count	%	Valid %
Valid 0 no	2634	98.9	98.9
1 yes	28	1.1	1.1
Total	2662	100.0	100.0

q5_sailboat_with type of boat currently own: sailbot with auxiliary motor

	Count	%	Valid %
Valid 0 no	2066	77.6	77.6

1 yes	596	22.4	22.4
Total	2662	100.0	100.0

q5_sailboat_without type of boat currently own: sailboat without auxiliary motor

	Count	%	Valid %
Valid 0 no	2568	96.5	96.5
1 yes	94	3.5	3.5
Total	2662	100.0	100.0

q5_personal type of boat currently own: personal watercraft

	Count	%	Valid %
Valid 0 no	2556	96.0	96.0
1 yes	106	4.0	4.0
Total	2662	100.0	100.0

q5_other type of boat currently own: other

	Count	%	Valid %
Valid 0 no	2570	96.5	96.5
1 yes	92	3.5	3.5
Total	2662	100.0	100.0

q10_skiing boating activities:skiing

	Count	%	Valid %
Valid 0 no	2002	75.2	75.2
1 yes	660	24.8	24.8
Total	2662	100.0	100.0

q10_wakeboarding boating activities:wakeboarding

	Count	%	Valid %
Valid 0 no	2176	81.7	81.7
1 yes	486	18.3	18.3
Total	2662	100.0	100.0

q10_fishing boating activities:fishing

	Count	%	Valid %
Valid 0 no	1250	47.0	47.0
1 yes	1412	53.0	53.0
Total	2662	100.0	100.0

q10_leisure boating activities:leisure cruising

	Count	%	Valid %
Valid 0 no	925	34.7	34.7
1 yes	1737	65.3	65.3
Total	2662	100.0	100.0

q10_swimming boating activities:swimming

	Count	%	Valid %
Valid 0 no	1907	71.6	71.6
1 yes	755	28.4	28.4
Total	2662	100.0	100.0

q10_camping boating activities:boat camping

	Count	%	Valid %
Valid 0 no	2094	78.7	78.7
1 yes	568	21.3	21.3
Total	2662	100.0	100.0

q10_other boating activities:other

	Count	%	Valid %
Valid 0 no	2443	91.8	91.8
1 yes	219	8.2	8.2
Total	2662	100.0	100.0

q8_close main reasons choose where to launch boat: close proximity

	Count	%	Valid %
Valid 0 no	1862	69.9	69.9
1 yes	800	30.1	30.1
Total	2662	100.0	100.0

q8_launch main reasons choose where to launch boat: launch ramp

	Count	%	Valid %
Valid 0 no	1815	68.2	68.2
1 yes	847	31.8	31.8
Total	2662	100.0	100.0

q8_convenient main reasons choose where to launch boat: convenient trailer parking

	Count	%	Valid %
Valid 0 no	2167	81.4	81.4
1 yes	495	18.6	18.6
Total	2662	100.0	100.0

q8_fuel main reasons choose where to launch boat: fuel dock

	Count	%	Valid %
Valid 0 no	2505	94.1	94.1
1 yes	157	5.9	5.9
Total	2662	100.0	100.0

q8_restrooms main reasons choose where to launch boat: restrooms

	Count	%	Valid %
Valid 0 no	2366	88.9	88.9

1 yes	296	11.1	11.1
Total	2662	100.0	100.0

q8_restaurant main reasons choose where to launch boat: restaurant

	Count	%	Valid %
Valid 0 no	2529	95.0	95.0
1 yes	133	5.0	5.0
Total	2662	100.0	100.0

q8_sewage main reasons choose where to launch boat: sewage pump-out service

	Count	%	Valid %
Valid 0 no	2563	96.3	96.3
1 yes	99	3.7	3.7
Total	2662	100.0	100.0

q8_other main reasons choose where to launch boat: other

	Count	%	Valid %
Valid 0 no	2435	91.5	91.5
1 yes	227	8.5	8.5
Total	2662	100.0	100.0

q11_gas where do you fuel your boat: gas station

	Count	%	Valid %
Valid 0 no	1377	51.7	51.7
1 yes	1285	48.3	48.3
Total	2662	100.0	100.0

q11_marina where do you fuel your boat: marina with a fuel dock

	Count	%	Valid %
Valid 0 no	1564	58.8	58.8
1 yes	1098	41.2	41.2
Total	2662	100.0	100.0

q11_bring where do you fuel your boat: bring own gas cans to refuel

	Count	%	Valid %
Valid 0 no	2274	85.4	85.4
1 yes	388	14.6	14.6
Total	2662	100.0	100.0

q23_nothing which may happen to those who discharge untreated sewage: nothing

	Count	%	Valid %
Valid 0 no	2557	96.1	96.1
1 yes	105	3.9	3.9
Total	2662	100.0	100.0

q23_1100 which may happen to those who discharge untreated sewage: fine \$1100

	Count	%	Valid %
Valid 0 no	2100	78.9	78.9
1 yes	562	21.1	21.1
Total	2662	100.0	100.0

q23_2200 which may happen to those who discharge untreated sewage: fine \$2200

	Count	%	Valid %
Valid 0 no	2219	83.4	83.4
1 yes	443	16.6	16.6
Total	2662	100.0	100.0

q23_jail which may happen to those who discharge untreated sewage: up to 6 months in jail

	Count	%	Valid %
Valid 0 no	2388	89.7	89.7
1 yes	274	10.3	10.3
Total	2662	100.0	100.0

q23_dk which may happen to those who discharge untreated sewage: don't know

	Count	%	Valid %
Valid 0 no	1364	51.2	51.2
1 yes	1298	48.8	48.8
Total	2662	100.0	100.0

q16a_not how do you clean oil that has leaked - do not clean it

	Count	%	Valid %
Valid 0 no	2597	97.6	97.6
1 yes	65	2.4	2.4
Total	2662	100.0	100.0

q16a_rags how do you clean oil that has leaked - rags/paper towels

	Count	%	Valid %
Valid 0 no	2360	88.7	88.7
1 yes	302	11.3	11.3
Total	2662	100.0	100.0

q16a_cleaning how do you clean oil that has leaked - bilge cleaning products

	Count	%	Valid %
Valid 0 no	2491	93.6	93.6
1 yes	171	6.4	6.4
Total	2662	100.0	100.0

q16a_pump how do you clean oil that has leaked – bilge pump to extract

	Count	%	Valid %
Valid 0 no	2631	98.8	98.8
1 yes	31	1.2	1.2
Total	2662	100.0	100.0

q16a_soap how do you clean oil that has leaked – soap or detergent

	Count	%	Valid %
Valid 0 no	2561	96.2	96.2
1 yes	101	3.8	3.8
Total	2662	100.0	100.0

q16a_pull how do you clean oil that has leaked – pull the bailer plug

	Count	%	Valid %
Valid 0 no	2652	99.6	99.6
1 yes	10	.4	.4
Total	2662	100.0	100.0

q16a_oil how do you clean oil that has leaked – oil absorbants

	Count	%	Valid %
Valid 0 no	2220	83.4	83.4
1 yes	442	16.6	16.6
Total	2662	100.0	100.0

q16a_other how do you clean oil that has leaked – other

	Count	%	Valid %
Valid 0 no	2632	98.9	98.9
1 yes	30	1.1	1.1
Total	2662	100.0	100.0

boat_length

	Count	%	Valid %
Valid 1	203	7.6	7.7
2	461	17.3	17.5
3	834	31.3	31.7
4	806	30.3	30.7
5	303	11.4	11.5
6	21	.8	.8
Total	2628	98.7	100.0
System Missing	34	1.3	
Total	2662	100.0	

installed_toilet installed toilet

	Count	%	Valid %
Valid 1 yes	1035	38.9	38.9
2 no	1627	61.1	61.1
Total	2662	100.0	100.0

no_toilet no toilet

		Count	%	Valid %
Valid	1 yes	1065	40.0	40.0
	2 no	1597	60.0	60.0
	Total	2662	100.0	100.0

port_potty port-a-potty

		Count	%	Valid %
Valid	1 yes	461	17.3	17.3
	2 no	2201	82.7	82.7
	Total	2662	100.0	100.0

q5cat

		Count	%	Valid %
Valid	1 Skiboat/Runabout	746	28.0	28.4
	2 Cuddy cabin/Cruiser	303	11.4	11.5
	3 Fishing boat	593	22.3	22.6
	4 Motor yacht	255	9.6	9.7
	5 House boat	19	.7	.7
	6 Off-shore racer	24	.9	.9
	7 Sailboat iwth auxiliary motor	545	20.5	20.7
	8 Sailboat without auxilliary motor	59	2.2	2.2
	9 Personal watercraft	34	1.3	1.3
	10 Other	49	1.8	1.9
	Total	2627	98.7	100.0
	System Missing	35	1.3	
Total		2662	100.0	

q6cat

		Count	%	Valid %
Valid	1 Home on trailer	1256	47.2	48.1
	2 Berth at home	105	3.9	4.0
	3 Marina dry storage	125	4.7	4.8
	4 Marina in water	1006	37.8	38.5
	5 Other	121	4.5	4.6
	Total	2613	98.2	100.0
	System Missing	49	1.8	
Total		2662	100.0	

q7cat

		Count	%	Valid %
Valid	1 Marina	804	30.2	48.0
	2 Yacht club	51	1.9	3.0
	3 Public launch facility	731	27.5	43.7
	4 Other	88	3.3	5.3
	Total	1674	62.9	100.0
	System Missing	988	37.1	
Total		2662	100.0	

q9_1d One or more days boating on the Delta-dummy

		Count	%	Valid %
Valid	1	446	16.8	100.0
	System Missing	2216	83.2	
Total		2662	100.0	

q9_2d One or more days boating on the ocean-dummy

		Count	%	Valid %
Valid	1	1109	41.7	100.0
	System Missing	1553	58.3	
Total		2662	100.0	

q9_3d One or more days boating on the SF bay-dummy

		Count	%	Valid %
Valid	1	339	12.7	100.0
	System Missing	2323	87.3	
Total		2662	100.0	

q9_4d One or more days boating on the lakes-dummy

		Count	%	Valid %
Valid	1	884	33.2	100.0
	System Missing	1778	66.8	
Total		2662	100.0	

q26a_d Bigger boats

		Count	%	Valid %
Valid	0	1081	40.6	45.2
	1	1309	49.2	54.8
	Total	2390	89.8	100.0
	System Missing	272	10.2	
Total		2662	100.0	

q26b_d Speeding boats

		Count	%	Valid %
Valid	0	482	18.1	19.8
	1	1950	73.3	80.2
	Total	2432	91.4	100.0
	System Missing	230	8.6	
Total		2662	100.0	

q26c_d Quality of water for swimming

		Count	%	Valid %
Valid	0	312	11.7	13.1
	1	2078	78.1	86.9
	Total	2390	89.8	100.0
	System Missing	272	10.2	
Total		2662	100.0	

q26d_d Intoxicated boaters

	Count	%	Valid %
Valid 0	235	8.8	9.7
1	2195	82.5	90.3
Total	2430	91.3	100.0
System Missing	232	8.7	
Total	2662	100.0	

q26j_d Abandoned vessels

	Count	%	Valid %
Valid 0	946	35.5	39.5
1	1447	54.4	60.5
Total	2393	89.9	100.0
System Missing	269	10.1	
Total	2662	100.0	

q26e_d Trash or debris

	Count	%	Valid %
Valid 0	187	7.0	7.7
1	2240	84.1	92.3
Total	2427	91.2	100.0
System Missing	235	8.8	
Total	2662	100.0	

q26f_d Quality of water for drinking

	Count	%	Valid %
Valid 0	323	12.1	13.5
1	2073	77.9	86.5
Total	2396	90.0	100.0
System Missing	266	10.0	
Total	2662	100.0	

q26g_d Invasive species

	Count	%	Valid %
Valid 0	420	15.8	17.8
1	1943	73.0	82.2
Total	2363	88.8	100.0
System Missing	299	11.2	
Total	2662	100.0	

q26h_d Inexperienced boaters

	Count	%	Valid %
Valid 0	259	9.7	10.7
1	2156	81.0	89.3
Total	2415	90.7	100.0
System Missing	247	9.3	
Total	2662	100.0	

q26i_d Safety of the fish for eating

	Count	%	Valid %
Valid 0	412	15.5	17.1
1	2002	75.2	82.9
Total	2414	90.7	100.0
System Missing	248	9.3	
Total	2662	100.0	

county

	Count	%	Valid %
Valid	514	19.3	19.3
Alameda	78	2.9	2.9
Amador	6	.2	.2
Butte	22	.8	.8
Calaveras	10	.4	.4
Contra Costa	92	3.5	3.5
Del Norte	7	.3	.3
El Dorado	35	1.3	1.3
Fresno	4	.2	.2
Humboldt	37	1.4	1.4
Imperial	3	.1	.1
Kern	11	.4	.4
Kings	2	.1	.1
Lake	7	.3	.3
Lassen	1	.0	.0
Los Angeles	411	15.4	15.4
Madera	2	.1	.1
Marin	35	1.3	1.3
Mariposa	1	.0	.0
Mendocino	4	.2	.2
Merced	4	.2	.2
Monterey	33	1.2	1.2
Napa	15	.6	.6
Nevada	13	.5	.5
Orange	193	7.3	7.3
Placer	55	2.1	2.1
Plumas	1	.0	.0
Riverside	71	2.7	2.7
Sacramento	142	5.3	5.3
San Benito	1	.0	.0
San Bernardino	45	1.7	1.7
San Diego	212	8.0	8.0
San Francisco	43	1.6	1.6
San Joaquin	28	1.1	1.1
San Luis Obispo	4	.2	.2
San Mateo	18	.7	.7
Santa Barbara	14	.5	.5

Santa Clara	51	1.9	1.9
Santa Cruz	14	.5	.5
Shasta	87	3.3	3.3
Siskiyou	4	.2	.2
Solano	44	1.7	1.7
Sonoma	34	1.3	1.3
Stanislaus	34	1.3	1.3
Sutter	20	.8	.8
Tehama	31	1.2	1.2
Trinity	2	.1	.1
Tulare	5	.2	.2
Tuolumne	11	.4	.4
Ventura	101	3.8	3.8
Yolo	29	1.1	1.1
Yuba	21	.8	.8
Total	2662	100.0	100.0

Male: gender

	Count	%	Valid %
Valid 0 Female	479	18.0	19.3
1 Male	1997	75.0	80.7
Total	2476	93.0	100.0
System Missing	186	7.0	
Total	2662	100.0	

q24right

	Count	%	Valid %
Valid 0	2283	85.8	85.8
1	379	14.2	14.2
Total	2662	100.0	100.0

totdays

	Count	%	Valid %
Valid 0	539	20.2	20.2
1	4	.2	.2
2	15	.6	.6
3	24	.9	.9
4	13	.5	.5
5	33	1.2	1.2
6	19	.7	.7
7	8	.3	.3
8	16	.6	.6
9	10	.4	.4
10	152	5.7	5.7
11	6	.2	.2
12	31	1.2	1.2
13	8	.3	.3
14	36	1.4	1.4
15	96	3.6	3.6
16	10	.4	.4
17	9	.3	.3
18	7	.3	.3
19	3	.1	.1
20	233	8.8	8.8
21	16	.6	.6
22	8	.3	.3
23	7	.3	.3
24	26	1.0	1.0
25	79	3.0	3.0
26	11	.4	.4
27	12	.5	.5
28	6	.2	.2
29	3	.1	.1
30	304	11.4	11.4
31	1	.0	.0
32	12	.5	.5
33	3	.1	.1

region

	Count	%	Valid %
Valid 1 North Coast	75	2.8	3.5
2 SF Bay Area	376	14.1	17.6
3 Central Coast	65	2.4	3.0
4 South Coast	917	34.4	43.0
7 Sacramento Basin	463	17.4	21.7
8 Central Valley	119	4.5	5.6
10 Southern Interior	119	4.5	5.6
Total	2134	80.2	100.0
System Missing	528	19.8	
Total	2662	100.0	

q23cat

	Count	%	Valid %
Valid 1 Nothing	105	3.9	8.3
2 \$1100 fine	562	21.1	44.6
3 \$2200 fine	437	16.4	34.7
4 6months in jail	156	5.9	12.4
Total	1260	47.3	100.0
System Missing	1402	52.7	
Total	2662	100.0	

q11cat

	Count	%	Valid %
Valid 1 Gas station	1285	48.3	50.0
2 Marina fuel dock	985	37.0	38.4
3 Gas cans	298	11.2	11.6
Total	2568	96.5	100.0
System Missing	94	3.5	
Total	2662	100.0	

34	5	.2	.2	107	2	.1	.1
35	46	1.7	1.7	108	1	.0	.0
36	4	.2	.2	110	7	.3	.3
37	5	.2	.2	114	1	.0	.0
39	1	.0	.0	115	1	.0	.0
40	123	4.6	4.6	119	1	.0	.0
41	1	.0	.0	120	18	.7	.7
42	8	.3	.3	125	2	.1	.1
43	1	.0	.0	130	3	.1	.1
44	6	.2	.2	135	2	.1	.1
45	47	1.8	1.8	140	2	.1	.1
46	2	.1	.1	150	9	.3	.3
48	6	.2	.2	156	1	.0	.0
49	2	.1	.1	160	3	.1	.1
50	114	4.3	4.3	161	1	.0	.0
51	1	.0	.0	165	2	.1	.1
52	9	.3	.3	170	1	.0	.0
53	2	.1	.1	175	1	.0	.0
54	1	.0	.0	180	11	.4	.4
55	14	.5	.5	200	25	.9	.9
57	1	.0	.0	210	1	.0	.0
58	1	.0	.0	220	1	.0	.0
60	141	5.3	5.3	222	1	.0	.0
62	4	.2	.2	230	1	.0	.0
63	1	.0	.0	240	1	.0	.0
64	1	.0	.0	250	3	.1	.1
65	8	.3	.3	265	1	.0	.0
68	1	.0	.0	270	2	.1	.1
70	19	.7	.7	275	1	.0	.0
71	1	.0	.0	280	1	.0	.0
72	1	.0	.0	300	6	.2	.2
75	15	.6	.6	305	1	.0	.0
76	2	.1	.1	340	1	.0	.0
80	16	.6	.6	350	2	.1	.1
82	1	.0	.0	355	1	.0	.0
83	1	.0	.0	360	7	.3	.3
85	3	.1	.1	365	21	.8	.8
86	1	.0	.0	Total	2662	100.0	100.0
87	1	.0	.0				
90	40	1.5	1.5				
92	1	.0	.0				
93	1	.0	.0				
95	1	.0	.0				
96	1	.0	.0				
97	2	.1	.1				
99	1	.0	.0				
100	86	3.2	3.2				
104	2	.1	.1				
105	4	.2	.2				

q4cat		Count	%	Valid %
Valid	1 Less than 16 ft	228	8.6	8.7
	2 16-19 ft	450	16.9	17.1
	3 20-25 ft	846	31.8	32.2
	4 26-39 ft	792	29.8	30.1
	5 40-65 ft	295	11.1	11.2
	6 >65 ft	17	.6	.6
	Total	2628	98.7	100.0
	System Missing	34	1.3	
Total		2662	100.0	

Appendix C: Data Frequencies for 2009 California Boater Surveys

date: date

	Count	%	Valid %
Valid 15-Oct-2007	1	.0	.0
07-Oct-2007	1	.0	.0
14-Oct-2007	1	.0	.0
06-Mar-2008	1	.0	.0
08-Mar-2008	1	.0	.0
04-Oct-2008	1	.0	.0
08-Jan-2009	1	.0	.0
03-Feb-2009	6	.2	.2
05-Feb-2009	1	.0	.0
07-Feb-2009	81	2.6	3.0
08-Feb-2009	60	2.0	2.2
10-Feb-2009	4	.1	.1
11-Feb-2009	40	1.3	1.5
12-Feb-2009	4	.1	.1
13-Feb-2009	25	.8	.9
14-Feb-2009	88	2.9	3.3
15-Feb-2009	62	2.0	2.3
18-Feb-2009	2	.1	.1
24-Feb-2009	1	.0	.0
02-Mar-2009	3	.1	.1
03-Mar-2009	1	.0	.0
04-Mar-2009	1	.0	.0
06-Mar-2009	20	.7	.7
07-Mar-2009	46	1.5	1.7
08-Mar-2009	24	.8	.9
09-Mar-2009	3	.1	.1
10-Mar-2009	2	.1	.1
14-Mar-2009	186	6.1	6.9
15-Mar-2009	102	3.3	3.8
16-Mar-2009	1	.0	.0
18-Mar-2009	4	.1	.1
19-Mar-2009	4	.1	.1
20-Mar-2009	15	.5	.6
21-Mar-2009	33	1.1	1.2
22-Mar-2009	2	.1	.1
23-Mar-2009	4	.1	.1
24-Mar-2009	4	.1	.1
25-Mar-2009	2	.1	.1
26-Mar-2009	8	.3	.3
27-Mar-2009	1	.0	.0
28-Mar-2009	8	.3	.3
29-Mar-2009	5	.2	.2
30-Mar-2009	3	.1	.1

31-Mar-2009	1	.0	.0
02-Apr-2009	2	.1	.1
03-Apr-2009	25	.8	.9
04-Apr-2009	17	.6	.6
05-Apr-2009	1	.0	.0
06-Apr-2009	10	.3	.4
07-Apr-2009	3	.1	.1
08-Apr-2009	2	.1	.1
09-Apr-2009	3	.1	.1
10-Apr-2009	9	.3	.3
11-Apr-2009	13	.4	.5
12-Apr-2009	2	.1	.1
13-Apr-2009	3	.1	.1
16-Apr-2009	4	.1	.1
17-Apr-2009	32	1.0	1.2
18-Apr-2009	127	4.1	4.7
19-Apr-2009	39	1.3	1.4
20-Apr-2009	4	.1	.1
21-Apr-2009	15	.5	.6
23-Apr-2009	2	.1	.1
24-Apr-2009	2	.1	.1
25-Apr-2009	10	.3	.4
26-Apr-2009	6	.2	.2
28-Apr-2009	3	.1	.1
29-Apr-2009	1	.0	.0
30-Apr-2009	4	.1	.1
01-May-2009	11	.4	.4
02-May-2009	36	1.2	1.3
03-May-2009	7	.2	.3
04-May-2009	6	.2	.2
05-May-2009	10	.3	.4
06-May-2009	12	.4	.4
07-May-2009	5	.2	.2
08-May-2009	3	.1	.1
09-May-2009	51	1.7	1.9
10-May-2009	4	.1	.1
11-May-2009	6	.2	.2
12-May-2009	5	.2	.2
13-May-2009	1	.0	.0
15-May-2009	2	.1	.1
16-May-2009	39	1.3	1.4
18-May-2009	2	.1	.1
19-May-2009	9	.3	.3
20-May-2009	16	.5	.6
21-May-2009	1	.0	.0

22-May-2009	1	.0	.0	15-Jul-2009	2	.1	.1
23-May-2009	20	.7	.7	16-Jul-2009	1	.0	.0
24-May-2009	1	.0	.0	17-Jul-2009	6	.2	.2
25-May-2009	2	.1	.1	18-Jul-2009	78	2.5	2.9
26-May-2009	4	.1	.1	19-Jul-2009	5	.2	.2
27-May-2009	3	.1	.1	20-Jul-2009	2	.1	.1
28-May-2009	18	.6	.7	21-Jul-2009	4	.1	.1
29-May-2009	10	.3	.4	22-Jul-2009	1	.0	.0
30-May-2009	31	1.0	1.1	23-Jul-2009	1	.0	.0
31-May-2009	13	.4	.5	25-Jul-2009	2	.1	.1
01-Jun-2009	1	.0	.0	26-Jul-2009	16	.5	.6
02-Jun-2009	4	.1	.1	27-Jul-2009	2	.1	.1
03-Jun-2009	4	.1	.1	28-Jul-2009	2	.1	.1
04-Jun-2009	4	.1	.1	29-Jul-2009	2	.1	.1
05-Jun-2009	3	.1	.1	01-Aug-2009	18	.6	.7
06-Jun-2009	29	.9	1.1	02-Aug-2009	16	.5	.6
07-Jun-2009	16	.5	.6	03-Aug-2009	3	.1	.1
08-Jun-2009	2	.1	.1	04-Aug-2009	3	.1	.1
10-Jun-2009	3	.1	.1	05-Aug-2009	3	.1	.1
11-Jun-2009	7	.2	.3	07-Aug-2009	11	.4	.4
12-Jun-2009	2	.1	.1	08-Aug-2009	31	1.0	1.1
13-Jun-2009	30	1.0	1.1	09-Aug-2009	2	.1	.1
14-Jun-2009	13	.4	.5	10-Aug-2009	2	.1	.1
15-Jun-2009	1	.0	.0	11-Aug-2009	1	.0	.0
16-Jun-2009	1	.0	.0	12-Aug-2009	4	.1	.1
17-Jun-2009	1	.0	.0	13-Aug-2009	4	.1	.1
18-Jun-2009	4	.1	.1	14-Aug-2009	4	.1	.1
20-Jun-2009	78	2.5	2.9	15-Aug-2009	41	1.3	1.5
21-Jun-2009	29	.9	1.1	16-Aug-2009	5	.2	.2
22-Jun-2009	1	.0	.0	17-Aug-2009	3	.1	.1
23-Jun-2009	1	.0	.0	19-Aug-2009	2	.1	.1
25-Jun-2009	1	.0	.0	20-Aug-2009	1	.0	.0
26-Jun-2009	2	.1	.1	21-Aug-2009	3	.1	.1
27-Jun-2009	6	.2	.2	22-Aug-2009	7	.2	.3
28-Jun-2009	28	.9	1.0	23-Aug-2009	24	.8	.9
29-Jun-2009	2	.1	.1	24-Aug-2009	7	.2	.3
01-Jul-2009	2	.1	.1	25-Aug-2009	9	.3	.3
03-Jul-2009	30	1.0	1.1	26-Aug-2009	7	.2	.3
04-Jul-2009	24	.8	.9	27-Aug-2009	3	.1	.1
05-Jul-2009	13	.4	.5	28-Aug-2009	2	.1	.1
06-Jul-2009	3	.1	.1	29-Aug-2009	43	1.4	1.6
07-Jul-2009	3	.1	.1	30-Aug-2009	3	.1	.1
08-Jul-2009	10	.3	.4	31-Aug-2009	1	.0	.0
09-Jul-2009	3	.1	.1	01-Sep-2009	3	.1	.1
10-Jul-2009	5	.2	.2	02-Sep-2009	4	.1	.1
11-Jul-2009	13	.4	.5	03-Sep-2009	1	.0	.0
12-Jul-2009	20	.7	.7	04-Sep-2009	1	.0	.0
13-Jul-2009	6	.2	.2	05-Sep-2009	11	.4	.4

06-Sep-2009	12	.4	.4
07-Sep-2009	38	1.2	1.4
09-Sep-2009	4	.1	.1
10-Sep-2009	7	.2	.3
11-Sep-2009	4	.1	.1
12-Sep-2009	33	1.1	1.2
14-Sep-2009	1	.0	.0
15-Sep-2009	2	.1	.1
16-Sep-2009	3	.1	.1
17-Sep-2009	14	.5	.5
18-Sep-2009	3	.1	.1
19-Sep-2009	10	.3	.4
20-Sep-2009	15	.5	.6
21-Sep-2009	2	.1	.1
22-Sep-2009	1	.0	.0
23-Sep-2009	4	.1	.1
24-Sep-2009	2	.1	.1
25-Sep-2009	4	.1	.1
26-Sep-2009	2	.1	.1
27-Sep-2009	5	.2	.2
28-Sep-2009	3	.1	.1
29-Sep-2009	4	.1	.1
30-Sep-2009	8	.3	.3
01-Oct-2009	5	.2	.2
02-Oct-2009	11	.4	.4
03-Oct-2009	4	.1	.1
04-Oct-2009	33	1.1	1.2
05-Oct-2009	13	.4	.5
06-Oct-2009	17	.6	.6
07-Oct-2009	3	.1	.1
08-Oct-2009	7	.2	.3
09-Oct-2009	2	.1	.1
10-Oct-2009	1	.0	.0
12-Oct-2009	1	.0	.0
13-Oct-2009	1	.0	.0
14-Oct-2009	8	.3	.3
16-Oct-2009	3	.1	.1
17-Oct-2009	25	.8	.9
19-Oct-2009	9	.3	.3
22-Oct-2009	7	.2	.3
03-Nov-2009	12	.4	.4
06-Nov-2009	2	.1	.1
07-Nov-2009	1	.0	.0
15-Nov-2009	1	.0	.0
16-Nov-2009	2	.1	.1
05-Dec-2009	1	.0	.0
11-Feb-2019	1	.0	.0
19-Apr-2019	1	.0	.0

29-Aug-2009	1	.0	.0
08-Jun-2009	1	.0	.0
15-Nov-2009	1	.0	.0
Total	2699	87.8	100.0
System Missing	374	12.2	
Total	3073	100.0	

q1 from whom did you receive the boater kit

		Count	%	Valid %
Valid	1 marina or yacht club operator	150	4.9	5.1
	2 coast guard auxiliary	2579	83.9	87.4
	3 dockwalker	11	.4	.4
	4 power squadron	141	4.6	4.8
	5 other	71	2.3	2.4
	Total	2952	96.1	100.0
	System Missing	121	3.9	
Total		3073	100.0	

q2 how long have you been boating in California

		Count	%	Valid %
Valid	1 <6 months	199	6.5	6.5
	2 6-11 months	90	2.9	3.0
	3 1-2 years	230	7.5	7.5
	4 3-5 years	354	11.5	11.6
	5 >5 years	2175	70.8	71.4
	Total	3048	99.2	100.0
	System Missing	25	.8	
Total		3073	100.0	

q3 before today, have you ever received a boater kit?

		Count	%	Valid %
Valid	1 yes	399	13.0	13.1
	2 no	2481	80.7	81.7
	3 not sure	157	5.1	5.2
	Total	3037	98.8	100.0
	System Missing	36	1.2	
Total		3073	100.0	

q4_under16 what is the length of your boat: <16

		Count	%	Valid %
Valid	0 no	2784	90.6	90.6
	1 yes	289	9.4	9.4
	Total	3073	100.0	100.0

q4_16to19 what is the length of your boat: 16-19

	Count	%	Valid %
Valid 0 no	2468	80.3	80.3
1 yes	605	19.7	19.7
Total	3073	100.0	100.0

q4_20to25 what is the length of your boat: 20-25

	Count	%	Valid %
Valid 0 no	2146	69.8	69.8
1 yes	927	30.2	30.2
Total	3073	100.0	100.0

q4_26to39 what is the length of your boat: 26-39

	Count	%	Valid %
Valid 0 no	2203	71.7	71.7
1 yes	870	28.3	28.3
Total	3073	100.0	100.0

q4_40to65 what is the length of your boat: 40-65

	Count	%	Valid %
Valid 0 no	2758	89.7	89.7
1 yes	315	10.3	10.3
Total	3073	100.0	100.0

q4_over65 what is the length of your boat: >65

	Count	%	Valid %
Valid 0 no	3055	99.4	99.4
1 yes	18	.6	.6
Total	3073	100.0	100.0

q4cat

	Count	%	Valid %
Valid 1 <16	283	9.2	9.4
2 16-19	595	19.4	19.8
3 20-25	919	29.9	30.6
4 26-39	870	28.3	29.0
5 40-65	315	10.3	10.5
6 >65	18	.6	.6
Total	3000	97.6	100.0
System Missing	73	2.4	
Total	3073	100.0	

q5_ski type of boat currently own: ski boat/run-about

	Count	%	Valid %
Valid 0 no	2145	69.8	69.8

1 yes	928	30.2	30.2
Total	3073	100.0	100.0

q5_cuddy type of boat currently own: cuddy cabin/cruiser

	Count	%	Valid %
Valid 0 no	2742	89.2	89.2
1 yes	331	10.8	10.8
Total	3073	100.0	100.0

q5_fishing type of boat currently own: fishing boat

	Count	%	Valid %
Valid 0 no	2435	79.2	79.2
1 yes	638	20.8	20.8
Total	3073	100.0	100.0

q5_motor type of boat currently own: motor yacht

	Count	%	Valid %
Valid 0 no	2730	88.8	88.8
1 yes	343	11.2	11.2
Total	3073	100.0	100.0

q5_house type of boat currently own: house boat

	Count	%	Valid %
Valid 0 no	2999	97.6	97.6
1 yes	74	2.4	2.4
Total	3073	100.0	100.0

q5_off type of boat currently own: off-shore racer

	Count	%	Valid %
Valid 0 no	3037	98.8	98.8
1 yes	36	1.2	1.2
Total	3073	100.0	100.0

q5_sailboat_with type of boat currently own: rancisc with auxiliary motor

	Count	%	Valid %
Valid 0 no	2484	80.8	80.8
1 yes	589	19.2	19.2
Total	3073	100.0	100.0

q5_sailboat_without type of boat currently own: sailboat without auxiliary motor

	Count	%	Valid %
Valid 0 no	2923	95.1	95.1
1 yes	150	4.9	4.9
Total	3073	100.0	100.0

q5_personal type of boat currently own: personal watercraft

	Count	%	Valid %
Valid 0 no	2938	95.6	95.6
1 yes	135	4.4	4.4
Total	3073	100.0	100.0

q5_other type of boat currently own: other

	Count	%	Valid %
Valid 0 no	2860	93.1	93.1
1 yes	213	6.9	6.9
Total	3073	100.0	100.0

q6cat

	Count	%	Valid %
Valid 1 Home on trailer	1344	43.7	47.2
2 Berth at home	133	4.3	4.7
3 Marina dry storage	181	5.9	6.4
4 Marina in water	973	31.7	34.2
5 Other	217	7.1	7.6
Total	2848	92.7	100.0
System Missing	225	7.3	
Total	3073	100.0	

q7_not_applicable where do you usually launch your boat-not applicable

	Count	%	Valid %
Valid 0 no	2007	65.3	65.3
1 yes	1066	34.7	34.7
Total	3073	100.0	100.0

q7_marina where do you usually launch your boat-marina

	Count	%	Valid %
Valid 0 no	2562	83.4	83.4
1 yes	511	16.6	16.6
Total	3073	100.0	100.0

q7_public_launch where do you usually launch your boat-public launch ramp

	Count	%	Valid %
Valid 0 no	1830	59.6	59.6
1 yes	1243	40.4	40.4
Total	3073	100.0	100.0

q7_other where do you usually launch your boat-other

	Count	%	Valid %
Valid 0 no	2948	95.9	95.9
1 yes	125	4.1	4.1
Total	3073	100.0	100.0

q7cat

	Count	%	Valid %
Valid 1 Marina	511	16.6	28.1
3 Public launch facility	1206	39.2	66.2
4 Other	104	3.4	5.7
Total	1821	59.3	100.0
System Missing	1252	40.7	
Total	3073	100.0	

q8_close main reasons choose where to launch boat: close proximity

	Count	%	Valid %
Valid 0 no	2306	75.0	75.0
1 yes	767	25.0	25.0
Total	3073	100.0	100.0

q8_launch main reasons choose where to launch boat: launch ramp

	Count	%	Valid %
Valid 0 no	2188	71.2	71.2
1 yes	885	28.8	28.8
Total	3073	100.0	100.0

q8_convenient main reasons choose where to launch boat: convenient trailer parking

	Count	%	Valid %
Valid 0 no	2498	81.3	81.3
1 yes	575	18.7	18.7
Total	3073	100.0	100.0

q8_fuel main reasons choose where to launch boat: fuel dock

	Count	%	Valid %
Valid 0 no	2927	95.2	95.2
1 yes	146	4.8	4.8
Total	3073	100.0	100.0

q8_restaurant main reasons choose where to launch boat: restaurant

	Count	%	Valid %
Valid 0 no	2929	95.3	95.3
1 yes	144	4.7	4.7
Total	3073	100.0	100.0

q8_sewage main reasons choose where to launch boat: sewage pump-out service

	Count	%	Valid %
Valid 0 no	2987	97.2	97.2
1 yes	86	2.8	2.8
Total	3073	100.0	100.0

q8_other main reasons choose where to launch boat: other

	Count	%	Valid %
Valid 0 no	2765	90.0	90.0
1 yes	308	10.0	10.0
Total	3073	100.0	100.0

q9_1delta

	Count	%	Valid %
Valid 0 no	2251	73.3	73.3
1 yes	822	26.7	26.7
Total	3073	100.0	100.0

q9_2ocean

	Count	%	Valid %
Valid 0 no	1760	57.3	57.3
1 yes	1313	42.7	42.7
Total	3073	100.0	100.0

q9_3sfbay

	Count	%	Valid %
Valid 0 no	2553	83.1	83.1
1 yes	520	16.9	16.9
Total	3073	100.0	100.0

q9_4inland

	Count	%	Valid %
Valid 0 no	1700	55.3	55.3
1 yes	1373	44.7	44.7
Total	3073	100.0	100.0

q9_1a how many days per year do you use your boat on the delta

	Count	%	Valid %
Valid 1	22	.7	3.0
2	30	1.0	4.1
3	38	1.2	5.2
4	26	.8	3.5
5	86	2.8	11.7
6	16	.5	2.2
7	25	.8	3.4
8	13	.4	1.8
10	118	3.8	16.1
11	1	.0	.1
12	10	.3	1.4
13	1	.0	.1
14	10	.3	1.4
15	44	1.4	6.0

16	3	.1	.4
18	2	.1	.3
20	77	2.5	10.5
21	2	.1	.3
24	5	.2	.7
25	10	.3	1.4
28	1	.0	.1
30	72	2.3	9.8
33	1	.0	.1
35	3	.1	.4
40	19	.6	2.6
42	1	.0	.1
45	9	.3	1.2
46	1	.0	.1
48	1	.0	.1
50	14	.5	1.9
52	1	.0	.1
55	1	.0	.1
60	14	.5	1.9
75	3	.1	.4
78	1	.0	.1
80	3	.1	.4
90	9	.3	1.2
100	17	.6	2.3
107	1	.0	.1
120	4	.1	.5
130	1	.0	.1
150	4	.1	.5
180	3	.1	.4
200	4	.1	.5
250	1	.0	.1
355	1	.0	.1
360	1	.0	.1
365	4	.1	.5
Total	734	23.9	100.0
System Missing	2339	76.1	
Total	3073	100.0	

q9_2a how many days per year do you use your boat on the ocean

	Count	%	Valid %
Valid 1	14	.5	1.3
2	23	.7	2.1
3	23	.7	2.1
4	25	.8	2.3
5	48	1.6	4.4
6	9	.3	.8
7	17	.6	1.6

8	6	.2	.6
10	117	3.8	10.8
12	16	.5	1.5
14	15	.5	1.4
15	42	1.4	3.9
16	2	.1	.2
17	1	.0	.1
18	4	.1	.4
20	107	3.5	9.8
21	5	.2	.5
24	10	.3	.9
25	26	.8	2.4
26	3	.1	.3
28	4	.1	.4
30	152	4.9	14.0
32	1	.0	.1
35	7	.2	.6
36	5	.2	.5
37	1	.0	.1
38	1	.0	.1
40	43	1.4	4.0
45	21	.7	1.9
48	2	.1	.2
50	66	2.1	6.1
52	1	.0	.1
60	53	1.7	4.9
65	1	.0	.1
67	1	.0	.1
68	1	.0	.1
70	7	.2	.6
75	8	.3	.7
80	9	.3	.8
90	24	.8	2.2
100	68	2.2	6.3
110	1	.0	.1
112	1	.0	.1
120	6	.2	.6
121	1	.0	.1
125	1	.0	.1
129	1	.0	.1
144	1	.0	.1
150	23	.7	2.1
156	1	.0	.1
160	4	.1	.4
180	7	.2	.6
190	2	.1	.2
200	17	.6	1.6
220	1	.0	.1

265	1	.0	.1
270	2	.1	.2
296	1	.0	.1
300	2	.1	.2
302	1	.0	.1
340	1	.0	.1
355	1	.0	.1
360	5	.2	.5
365	18	.6	1.7
Total	1088	35.4	100.0
System Missing	1985	64.6	
Total	3073	100.0	

q9_3a how many days per year do you use your boat on the san Francisco bay

	Count	%	Valid %
Valid 1	12	.4	2.5
2	21	.7	4.4
3	15	.5	3.2
4	12	.4	2.5
5	39	1.3	8.2
6	10	.3	2.1
7	3	.1	.6
8	9	.3	1.9
10	56	1.8	11.8
11	1	.0	.2
12	7	.2	1.5
14	4	.1	.8
15	18	.6	3.8
16	1	.0	.2
17	1	.0	.2
18	1	.0	.2
19	1	.0	.2
20	73	2.4	15.4
21	3	.1	.6
22	1	.0	.2
24	4	.1	.8
25	13	.4	2.7
30	68	2.2	14.3
32	1	.0	.2
35	1	.0	.2
36	2	.1	.4
40	19	.6	4.0
45	6	.2	1.3
50	13	.4	2.7
52	3	.1	.6
56	1	.0	.2
60	20	.7	4.2
70	2	.1	.4

75	1	.0	.2
80	2	.1	.4
90	7	.2	1.5
100	10	.3	2.1
120	3	.1	.6
150	1	.0	.2
180	1	.0	.2
214	1	.0	.2
220	1	.0	.2
260	1	.0	.2
300	3	.1	.6
365	2	.1	.4
Total	474	15.4	100.0
System Missing	2599	84.6	
Total	3073	100.0	

q9_4a how many days per year do you use your boat on inland lakes

	Count	%	Valid %
Valid 1	11	.4	.9
2	29	.9	2.5
3	24	.8	2.0
4	18	.6	1.5
5	67	2.2	5.7
6	29	.9	2.5
7	27	.9	2.3
8	18	.6	1.5
9	4	.1	.3
10	193	6.3	16.4
12	27	.9	2.3
14	14	.5	1.2
15	110	3.6	9.4
16	1	.0	.1
17	1	.0	.1
18	2	.1	.2
20	167	5.4	14.2
21	5	.2	.4
22	1	.0	.1
24	6	.2	.5
25	43	1.4	3.7
28	3	.1	.3
29	1	.0	.1
30	195	6.3	16.6
32	1	.0	.1
35	5	.2	.4
38	1	.0	.1
40	28	.9	2.4
45	16	.5	1.4

48	3	.1	.3
50	31	1.0	2.6
52	2	.1	.2
60	36	1.2	3.1
65	2	.1	.2
70	2	.1	.2
75	2	.1	.2
80	2	.1	.2
84	1	.0	.1
90	17	.6	1.4
99	1	.0	.1
100	14	.5	1.2
120	5	.2	.4
150	3	.1	.3
160	1	.0	.1
180	2	.1	.2
200	2	.1	.2
300	1	.0	.1
Total	1174	38.2	100.0
System Missing	1899	61.8	
Total	3073	100.0	

q9_5 how many days per year do you use your boat on other ca location

	Count	%	Valid %
Valid 0	2799	91.1	91.1
1	274	8.9	8.9
Total	3073	100.0	100.0

q11cat

	Count	%	Valid %
Valid 1 Gas station prior to launch	1363	44.4	49.6
2 Marina with fuel dock	1022	33.3	37.2
3 Bring own gas cans	363	11.8	13.2
Total	2748	89.4	100.0
System Missing	325	10.6	
Total	3073	100.0	

q12 fuel use during a typical day

	Count	%	Valid %
Valid 1 <12	1308	42.6	45.4
2 12-15	450	14.6	15.6
3 16-20	365	11.9	12.7
4 21-30	303	9.9	10.5
5 >30	357	11.6	12.4
6 other	101	3.3	3.5
Total	2884	93.8	100.0
System Missing	189	6.2	
Total	3073	100.0	

q13 how many hours do you put on your boat engine

	Count	%	Valid %
Valid 1 0-25	722	23.5	23.5
2 26-50	782	25.4	25.5
3 51-99	673	21.9	21.9
4 100-150	422	13.7	13.7
5 >150	308	10.0	10.0
6 Other	163	5.3	5.3
Total	3070	99.9	100.0
System Missing	3	.1	
Total	3073	100.0	

q14 what type of toilet is on your boat

	Count	%	Valid %
Valid 1 installed toilet	1025	33.4	35.5
2 port-a-potty	378	12.3	13.1
3 no toilet on board	1488	48.4	51.5
Total	2891	94.1	100.0
System Missing	182	5.9	
Total	3073	100.0	

q14b how many times do you use a sewage pumpout per year

	Count	%	Valid %
Valid 1 every time	132	4.3	13.7
2 1-5	288	9.4	29.8
3 6-10	218	7.1	22.5
4 >10	240	7.8	24.8
5 no need	89	2.9	9.2
Total	967	31.5	100.0
System Missing	2106	68.5	
Total	3073	100.0	

q14c_a when you go to use a sewage pump-out, how often is it broken

	Count	%	Valid %
Valid 1 never	317	10.3	43.8
2 rarely	301	9.8	41.6
3 half the time	78	2.5	10.8
4 most often	22	.7	3.0
5 always	5	.2	.7
Total	723	23.5	100.0
System Missing	2350	76.5	
Total	3073	100.0	

q14c_b when you go to use a sewage pump-out, how often is it closed

	Count	%	Valid %
Valid 1 never	360	11.7	52.6
2 rarely	251	8.2	36.6

3 half the time	51	1.7	7.4
4 most often	17	.6	2.5
5 always	6	.2	.9
Total	685	22.3	100.0
System Missing	2388	77.7	
Total	3073	100.0	

q14c_c when you go to use a sewage pump-out, how often do you wait in line

	Count	%	Valid %
Valid 1 never	304	9.9	42.8
2 rarely	326	10.6	45.9
3 half the time	55	1.8	7.7
4 most often	16	.5	2.3
5 always	9	.3	1.3
Total	710	23.1	100.0
System Missing	2363	76.9	
Total	3073	100.0	

q14c_d when you go to use a sewage pump-out, how often are you unable to find one

	Count	%	Valid %
Valid 1 never	401	13.0	58.5
2 rarely	169	5.5	24.7
3 half the time	43	1.4	6.3
4 most often	31	1.0	4.5
5 always	41	1.3	6.0
Total	685	22.3	100.0
System Missing	2388	77.7	
Total	3073	100.0	

q14d where you most often use a sewage pump-out

	Count	%	Valid %
Valid 1 facility or marina berth where I store the boat	592	19.3	72.4
2 place or marina where I launch the boat	48	1.6	5.9
3 somewhere	113	3.7	13.8
4 use a mobile	44	1.4	5.4
5 other	21	.7	2.6
Total	818	26.6	100.0
System Missing	2255	73.4	
Total	3073	100.0	

q15 do you change your boat engine oil yourself

	Count	%	Valid %
Valid 1 yes	1223	39.8	39.8
2 no	1850	60.2	60.2
Total	3073	100.0	100.0

q15a where do you change the oil

	Count	%	Valid %
Valid 1 at the marina	484	15.8	40.6
2 at home	626	20.4	52.6
3 at the facility	58	1.9	4.9
4 other	23	.7	1.9
Total	1191	38.8	100.0
System Missing	1882	61.2	
Total	3073	100.0	

q15b what do you do with the used oil most often

	Count	%	Valid %
Valid 1 dispose garbage	11	.4	.9
2 store home	20	.7	1.7
3 take to dump or landfill	38	1.2	3.2
4 drop it off marina	380	12.4	32.4
5 take to auto shop	551	17.9	47.0
6 take to household hazardous waste	102	3.3	8.7
7 leave for home pick-up	56	1.8	4.8
8 other	14	.5	1.2
Total	1172	38.1	100.0
System Missing	1901	61.9	
Total	3073	100.0	

q15c how far do you have to travel to dispose of your oil

	Count	%	Valid %
Valid 1 same place	262	8.5	22.4
2 <1 mile	270	8.8	23.1
3 1-3 miles	356	11.6	30.5
4 4-5 miles	130	4.2	11.1
5 >5 miles	150	4.9	12.8
Total	1168	38.0	100.0
System Missing	1905	62.0	
Total	3073	100.0	

q16 how often does oil leak into the bottom of your bilge

	Count	%	Valid %
Valid 1 never	35	1.1	1.3
2 rarely	20	.7	.7
3 half the time	39	1.3	1.4
4 most of the time	918	29.9	33.0
5 every time	1766	57.5	63.6
Total	2778	90.4	100.0
System Missing	295	9.6	
Total	3073	100.0	

q16a_not how do you clean oil that has leaked – do not clean it

	Count	%	Valid %
Valid 0 no	3005	97.8	97.8
1 yes	68	2.2	2.2
Total	3073	100.0	100.0

q16a_rags how do you clean oil that has leaked – rags/paper towels

	Count	%	Valid %
Valid 0 no	2802	91.2	91.2
1 yes	271	8.8	8.8
Total	3073	100.0	100.0

q16a_cleaning how do you clean oil that has leaked – bilge cleaning products

	Count	%	Valid %
Valid 0 no	2914	94.8	94.8
1 yes	159	5.2	5.2
Total	3073	100.0	100.0

q16a_pump how do you clean oil that has leaked – bilge pump to extract

	Count	%	Valid %
Valid 0 no	3036	98.8	98.8
1 yes	37	1.2	1.2
Total	3073	100.0	100.0

q16a_soap how do you clean oil that has leaked – soap or detergent

	Count	%	Valid %
Valid 0 no	2986	97.2	97.2
1 yes	87	2.8	2.8
Total	3073	100.0	100.0

q16a_pull how do you clean oil that has leaked – pull the bailer plug

	Count	%	Valid %
Valid 0 no	3061	99.6	99.6
1 yes	12	.4	.4
Total	3073	100.0	100.0

q16a_oil how do you clean oil that has leaked – oil absorbants

	Count	%	Valid %
Valid 0 no	2624	85.4	85.4
1 yes	449	14.6	14.6
Total	3073	100.0	100.0

q16a_other how do you clean oil that has leaked - other

	Count	%	Valid %
Valid 0 no	3035	98.8	98.8
1 yes	38	1.2	1.2
Total	3073	100.0	100.0

q16b what do you usually do with used oil absorbents

	Count	%	Valid %
Valid 1 trash	181	5.9	23.8
2 oil waste receptacle	404	13.1	53.0
3 hazardous waste facility	157	5.1	20.6
4 other	20	.7	2.6
Total	762	24.8	100.0
System Missing	2311	75.2	
Total	3073	100.0	

q18 age

	Count	%	Valid %
Valid 1 16-25	149	4.8	5.2
2 26-33	228	7.4	7.9
3 34-41	399	13.0	13.9
4 42-49	640	20.8	22.2
5 50-65	1085	35.3	37.7
6 over 65	378	12.3	13.1
Total	2879	93.7	100.0
Missing System Missing	194	6.3	
Total	3073	100.0	

q19 gender

	Count	%	Valid %
Valid 1 male	2243	73.0	76.9
2 female	672	21.9	23.1
Total	2915	94.9	100.0
System Missing	158	5.1	
Total	3073	100.0	

q20_marina where do you get boating information: marinas

	Count	%	Valid %
Valid 0 no	1518	49.4	49.4
1 yes	1555	50.6	50.6
Total	3073	100.0	100.0

q20_marine_supply where do you get boating information: marine supply stores

	Count	%	Valid %
Valid 0 no	1877	61.1	61.1

1 yes	1196	38.9	38.9
Total	3073	100.0	100.0

q20_word_of_mouth where do you get boating information: word of mouth

	Count	%	Valid %
Valid 0 no	1962	63.8	63.8
1 yes	1111	36.2	36.2
Total	3073	100.0	100.0

q20_boating_associations where do you get boating information: boating associations

	Count	%	Valid %
Valid 0 no	2514	81.8	81.8
1 yes	559	18.2	18.2
Total	3073	100.0	100.0

q20_bay_and_delta where do you get boating information: bay and delta yachtsman

	Count	%	Valid %
Valid 0 no	2895	94.2	94.2
1 yes	178	5.8	5.8
Total	3073	100.0	100.0

q20_latitude where do you get boating information: latitude 38

	Count	%	Valid %
Valid 0 no	2574	83.8	83.8
1 yes	499	16.2	16.2
Total	3073	100.0	100.0

q20_boat_us_mag where do you get boating information: boat us magazine

	Count	%	Valid %
Valid 0 no	2415	78.6	78.6
1 yes	658	21.4	21.4
Total	3073	100.0	100.0

q20_picya where do you get boating information: picya yachting yearbook

	Count	%	Valid %
Valid 0 no	2961	96.4	96.4
1 yes	112	3.6	3.6
Total	3073	100.0	100.0

q20_safety where do you get boating information: safety classes

	Count	%	Valid %
Valid 0 no	2383	77.5	77.5
1 yes	690	22.5	22.5
Total	3073	100.0	100.0

q21_1 do you know what these logos stand for

	Count	%	Valid %
Valid 1 Yes	1896	61.7	66.0
2 No	976	31.8	34.0
Total	2872	93.5	100.0
System Missing	201	6.5	
Total	3073	100.0	

q21oil

	Count	%	Valid %
Valid 0 Does not identify	2287	74.4	74.4
1 Correctly identifies	786	25.6	25.6
Total	3073	100.0	100.0

q21_2 do you know what these logos stand for

	Count	%	Valid %
Valid 1 Yes	1556	50.6	54.5
2 No	1299	42.3	45.5
Total	2855	92.9	100.0
System Missing	218	7.1	
Total	3073	100.0	

q21sew

	Count	%	Valid %
Valid 0 Does not identify	2061	67.1	67.1
1 Correctly identifies	1012	32.9	32.9
Total	3073	100.0	100.0

q22 how often do you think boaters discharge untreated sewage into the water

	Count	%	Valid %
Valid 1 frequently	1220	39.7	40.7
2 once in a while	683	22.2	22.8
3 never	105	3.4	3.5
4 dk	989	32.2	33.0
Total	2997	97.5	100.0
System Missing	76	2.5	
Total	3073	100.0	

q23_nothing which may happen to those who discharge untreated sewage: nothing

	Count	%	Valid %
Valid 0 no	2972	96.7	96.7
1 yes	101	3.3	3.3
Total	3073	100.0	100.0

q23_1100 which may happen to those who discharge untreated sewage: fine \$1100

	Count	%	Valid %
Valid 0 no	2595	84.4	84.4
1 yes	478	15.6	15.6
Total	3073	100.0	100.0

q23_2200 which may happen to those who discharge untreated sewage: fine \$2200

	Count	%	Valid %
Valid 0 no	2328	75.8	75.8
1 yes	745	24.2	24.2
Total	3073	100.0	100.0

q23_jail which may happen to those who discharge untreated sewage: up to 6 months in jail

	Count	%	Valid %
Valid 0 no	2861	93.1	93.1
1 yes	212	6.9	6.9
Total	3073	100.0	100.0

q23_dk which may happen to those who discharge untreated sewage: don't know

	Count	%	Valid %
Valid 0 no	1664	54.1	54.1
1 yes	1409	45.9	45.9
Total	3073	100.0	100.0

q23cat

	Count	%	Valid %
Valid 1 Nothing	99	3.2	3.4
2 \$1100 fine	478	15.6	16.5
3 \$2200 fine	739	24.0	25.6
4 6months in jail	176	5.7	6.1
5 Don't know	1398	45.5	48.4
Total	2890	94.0	100.0
System Missing	183	6.0	
Total	3073	100.0	

q24 what percent California households get drinking water from delta

	Count	%	Valid %
Valid 1 none	56	1.8	1.9
2 10% to 25%	189	6.2	6.4
3 26% to 50%	410	13.3	13.9
4 51% to 75%	555	18.1	18.8
5 over 75%	541	17.6	18.3
6 dk	1203	39.1	40.7
Total	2954	96.1	100.0
System Missing	119	3.9	
Total	3073	100.0	

q25 does the delta provide drinking water to your residence

	Count	%	Valid %
Valid 1 yes	26	.8	13.0
2 no	89	2.9	44.5
3 not sure	78	2.5	39.0
4	7	.2	3.5
Total	200	6.5	100.0
System Missing	2873	93.5	
Total	3073	100.0	

q26a what are you most concerned about when boating: bigger boats

	Count	%	Valid %
Valid 1 very concerned	761	24.8	29.7
2 somewhat concerned	646	21.0	25.2
3 not very concerned	524	17.1	20.4
4 not at all concerned	635	20.7	24.7
Total	2566	83.5	100.0
System Missing	507	16.5	
Total	3073	100.0	

q26b what are you most concerned about when boating: speeding boats

	Count	%	Valid %
Valid 1 very concerned	1430	46.5	52.2
2 somewhat concerned	779	25.3	28.4
3 not very concerned	332	10.8	12.1
4 not at all concerned	199	6.5	7.3
Total	2740	89.2	100.0
System Missing	333	10.8	
Total	3073	100.0	

q26c what are you most concerned about when boating: quality of water for swimming

	Count	%	Valid %
Valid 1 very concerned	1747	56.8	63.4
2 somewhat concerned	689	22.4	25.0
3 not very concerned	206	6.7	7.5
4 not at all concerned	115	3.7	4.2
Total	2757	89.7	100.0
System Missing	316	10.3	
Total	3073	100.0	

q26d what are you most concerned about when boating: intoxicated boaters

	Count	%	Valid %
Valid 1 very concerned	2047	66.6	73.0
2 somewhat concerned	510	16.6	18.2
3 not very concerned	187	6.1	6.7
4 not at all concerned	59	1.9	2.1

Total	2803	91.2	100.0
System Missing	270	8.8	
Total	3073	100.0	

q26e what are you most concerned about when boating: trash or debris

	Count	%	Valid %
Valid 1 very concerned	1957	63.7	70.2
2 somewhat concerned	607	19.8	21.8
3 not very concerned	163	5.3	5.8
4 not at all concerned	61	2.0	2.2
Total	2788	90.7	100.0
System Missing	285	9.3	
Total	3073	100.0	

q26f what are you most concerned about when boating: quality of water for drinking

	Count	%	Valid %
Valid 1 very concerned	1918	62.4	70.1
2 somewhat concerned	523	17.0	19.1
3 not very concerned	191	6.2	7.0
4 not at all concerned	103	3.4	3.8
Total	2735	89.0	100.0
System Missing	338	11.0	
Total	3073	100.0	

q26g what are you most concerned about when boating: invasive species

	Count	%	Valid %
Valid 1 very concerned	1638	53.3	61.0
2 somewhat concerned	695	22.6	25.9
3 not very concerned	258	8.4	9.6
4 not at all concerned	95	3.1	3.5
Total	2686	87.4	100.0
System Missing	387	12.6	
Total	3073	100.0	

q26h what are you most concerned about when boating: inexperienced boaters

	Count	%	Valid %
Valid 1 very concerned	1889	61.5	67.8
2 somewhat concerned	641	20.9	23.0
3 not very concerned	196	6.4	7.0
4 not at all concerned	59	1.9	2.1
Total	2785	90.6	100.0
System Missing	288	9.4	
Total	3073	100.0	

q26i what are you most concerned about when boating: safety of the fish for eating

	Count	%	Valid %
Valid 1 very concerned	1628	53.0	60.9
2 somewhat concerned	670	21.8	25.0
3 not very concerned	243	7.9	9.1
4 not at all concerned	134	4.4	5.0
Total	2675	87.0	100.0
System Missing	398	13.0	
Total	3073	100.0	

q26j what are you most concerned about when boating: abandoned vessels

	Count	%	Valid %
Valid 1 very concerned	1092	35.5	42.4
2 somewhat concerned	666	21.7	25.8
3 not very concerned	490	15.9	19.0
4 not at all concerned	329	10.7	12.8
Total	2577	83.9	100.0
System Missing	496	16.1	
Total	3073	100.0	

q26k what are you most concerned about when boating: other

	Count	%	Valid %
Valid 1 very concerned	178	5.8	75.4
2 somewhat concerned	38	1.2	16.1
3 not very concerned	10	.3	4.2
4 not at all concerned	10	.3	4.2
Total	236	7.7	100.0
System Missing	2837	92.3	
Total	3073	100.0	

county

	Count	%	Valid %
Valid	427	13.9	13.9
Alameda	74	2.4	2.4
Amador	7	.2	.2
Butte	5	.2	.2
Calaveras	3	.1	.1
Colusa	1	.0	.0
Contra Costa	115	3.7	3.7
El Dorado	40	1.3	1.3
Fresno	6	.2	.2
Glenn	1	.0	.0
Kern	3	.1	.1
Kings	2	.1	.1
Lake	4	.1	.1
Los Angeles	344	11.2	11.2

Madera	3	.1	.1
Marin	58	1.9	1.9
Mendocino	7	.2	.2
Merced	4	.1	.1
Monterey	34	1.1	1.1
Napa	62	2.0	2.0
Nevada	12	.4	.4
Orange	475	15.5	15.5
Placer	61	2.0	2.0
Riverside	92	3.0	3.0
Sacramento	188	6.1	6.1
San Bernardino	62	2.0	2.0
San Diego	112	3.6	3.6
San Francisco	54	1.8	1.8
San Joaquin	74	2.4	2.4
San Luis Obispo	2	.1	.1
San Mateo	80	2.6	2.6
Santa Barbara	8	.3	.3
Santa Clara	60	2.0	2.0
Santa Cruz	63	2.1	2.1
Shasta	142	4.6	4.6
Siskiyou	5	.2	.2
Solano	144	4.7	4.7
Sonoma	89	2.9	2.9
Stanislaus	12	.4	.4
Sutter	4	.1	.1
Tehama	39	1.3	1.3
Trinity	2	.1	.1
Tulare	3	.1	.1
Tuolumne	3	.1	.1
Ventura	43	1.4	1.4
Yolo	40	1.3	1.3
Yuba	4	.1	.1
Total	3073	100.0	100.0

Male: gender

	Count	%	Valid %
Valid 0 Female	672	21.9	23.1
1 Male	2243	73.0	76.9
Total	2915	94.9	100.0
System Missing	158	5.1	
Total	3073	100.0	

numboat

	Count	%	Valid %
Valid 0	53	1.7	1.7
1	2686	87.4	87.4
2	270	8.8	8.8
3	53	1.7	1.7
4	6	.2	.2
5	4	.1	.1
6	1	.0	.0
Total	3073	100.0	100.0

region

	Count	%	Valid %
Valid 1 North Coast	96	3.1	4.0
2 SF Bay Area	647	21.1	26.8
3 Central Coast	97	3.2	4.0
4 South Coast	862	28.1	35.8
7 Sacramento Basin	501	16.3	20.8
8 Central Valley	115	3.7	4.8
10 Southern Interior	92	3.0	3.8
Total	2410	78.4	100.0
System Missing	663	21.6	
Total	3073	100.0	

q14a what type of marine sanitation

	Count	%	Valid %
Valid 1 type i	168	5.5	18.2
2 type ii	65	2.1	7.0
3 type iii	689	22.4	74.7
Total	922	30.0	100.0
System Missing	2151	70.0	
Total	3073	100.0	

survey

	Count	%	Valid %
Valid 1	2873	93.5	93.5
2	200	6.5	6.5
Total	3073	100.0	100.0

q16a_1

	Count	%	Valid %
Valid 0	2905	94.5	94.5
1	168	5.5	5.5
Total	3073	100.0	100.0

q16a_2

	Count	%	Valid %
Valid 0	3008	97.9	97.9
1	65	2.1	2.1
Total	3073	100.0	100.0

q16a_3

	Count	%	Valid %
Valid 0	2367	77.0	77.0
1	706	23.0	23.0
Total	3073	100.0	100.0

q16a_4

	Count	%	Valid %
Valid 0	3034	98.7	98.7
1	39	1.3	1.3
Total	3073	100.0	100.0

q22_2

	Count	%	Valid %
Valid 0	1705	55.5	55.5
1	1368	44.5	44.5
Total	3073	100.0	100.0

q22_11

	Count	%	Valid %
Valid 0	2500	81.4	81.4
1	573	18.6	18.6
Total	3073	100.0	100.0

q22_12

	Count	%	Valid %
Valid 0	2981	97.0	97.0
1	92	3.0	3.0
Total	3073	100.0	100.0

totdays

	Count	%	Valid %
Valid 1	11	.4	.4
2	23	.7	.9
3	25	.8	1.0
4	20	.7	.8
5	53	1.7	2.2
6	27	.9	1.1
7	24	.8	1.0

8	16	.5	.7	56	1	.0	.0
9	13	.4	.5	57	3	.1	.1
10	166	5.4	6.8	58	2	.1	.1
11	11	.4	.4	60	118	3.8	4.8
12	47	1.5	1.9	61	1	.0	.0
13	3	.1	.1	62	2	.1	.1
14	33	1.1	1.3	63	1	.0	.0
15	111	3.6	4.5	64	3	.1	.1
16	14	.5	.6	65	10	.3	.4
17	17	.6	.7	66	2	.1	.1
18	15	.5	.6	67	4	.1	.2
19	5	.2	.2	68	2	.1	.1
20	265	8.6	10.8	70	21	.7	.9
21	15	.5	.6	71	1	.0	.0
22	11	.4	.4	72	1	.0	.0
23	10	.3	.4	73	2	.1	.1
24	22	.7	.9	75	13	.4	.5
25	92	3.0	3.8	76	2	.1	.1
26	11	.4	.4	78	2	.1	.1
27	7	.2	.3	80	21	.7	.9
28	12	.4	.5	84	1	.0	.0
29	5	.2	.2	85	1	.0	.0
30	363	11.8	14.8	90	60	2.0	2.4
31	3	.1	.1	91	1	.0	.0
32	10	.3	.4	94	1	.0	.0
33	6	.2	.2	95	2	.1	.1
34	3	.1	.1	99	1	.0	.0
35	41	1.3	1.7	100	91	3.0	3.7
36	14	.5	.6	102	2	.1	.1
37	7	.2	.3	104	1	.0	.0
38	2	.1	.1	105	6	.2	.2
39	2	.1	.1	107	1	.0	.0
40	123	4.0	5.0	110	3	.1	.1
41	2	.1	.1	112	1	.0	.0
42	3	.1	.1	113	1	.0	.0
43	6	.2	.2	114	1	.0	.0
44	8	.3	.3	120	20	.7	.8
45	59	1.9	2.4	121	2	.1	.1
46	4	.1	.2	125	2	.1	.1
47	3	.1	.1	128	1	.0	.0
48	8	.3	.3	129	1	.0	.0
49	1	.0	.0	130	7	.2	.3
50	105	3.4	4.3	135	2	.1	.1
51	4	.1	.2	139	1	.0	.0
52	7	.2	.3	140	2	.1	.1
53	5	.2	.2	143	1	.0	.0
54	4	.1	.2	144	1	.0	.0
55	10	.3	.4	150	31	1.0	1.3

156	1	.0	.0
157	1	.0	.0
160	6	.2	.2
162	1	.0	.0
180	10	.3	.4
184	1	.0	.0
185	1	.0	.0
190	2	.1	.1
195	2	.1	.1
200	21	.7	.9
203	1	.0	.0
205	1	.0	.0
207	1	.0	.0
212	1	.0	.0
214	1	.0	.0
220	1	.0	.0
221	1	.0	.0
230	1	.0	.0
240	1	.0	.0
243	1	.0	.0
250	1	.0	.0
255	1	.0	.0
265	1	.0	.0
270	2	.1	.1
296	1	.0	.0
300	6	.2	.2
302	1	.0	.0
321	1	.0	.0
323	1	.0	.0
340	1	.0	.0
355	1	.0	.0
360	5	.2	.2
365	27	.9	1.1
Total	2449	79.7	100.0
System Missing	624	20.3	
Total	3073	100.0	

q10_skiing

	Count	%	Valid %
Valid 0	2326	75.7	75.7
1	745	24.2	24.3
Total	3071	99.9	100.0
System Missing	2	.1	
Total	3073	100.0	

q10_leisure

	Count	%	Valid %
Valid 0	1086	35.3	35.4
1	1985	64.6	64.6
Total	3071	99.9	100.0
System Missing	2	.1	
Total	3073	100.0	

q10_wakeboarding

	Count	%	Valid %
Valid 0	2458	80.0	80.0
1	613	19.9	20.0
Total	3071	99.9	100.0
System Missing	2	.1	
Total	3073	100.0	

q10_swimming

	Count	%	Valid %
Valid 0	2218	72.2	72.2
1	853	27.8	27.8
Total	3071	99.9	100.0
System Missing	2	.1	
Total	3073	100.0	

q10_fishing

	Count	%	Valid %
Valid 0	1652	53.8	53.8
1	1419	46.2	46.2
Total	3071	99.9	100.0
System Missing	2	.1	
Total	3073	100.0	

q10_camping

	Count	%	Valid %
Valid 0	2423	78.8	78.9
1	648	21.1	21.1
Total	3071	99.9	100.0
System Missing	2	.1	
Total	3073	100.0	

q10_sp

	Count	%	Valid %
Valid 0	2572	83.7	83.8
1	499	16.2	16.2
Total	3071	99.9	100.0
System Missing	2	.1	
Total	3073	100.0	