

# Part A

## 2010 ADA Standards for Accessible Design

Selected Sections Related to Recreational Boating Facilities

### Chapter 2: Scoping Requirements

Words in ***bold italics*** are defined in Section 106 Definitions.  
(See word lists at top and bottom of page 15.)

#### 206 Accessible Routes

##### 206.2 Where Required

**206.2.10 Recreational Boating Facilities** *Boat slips* required to comply with 235.2 and *boarding piers at boat launch ramps* required to comply with 235.3 shall be on an *accessible* route. *Accessible* routes serving recreational boating *facilities* shall comply with Chapter 4, except as modified by 1003.2.

#### 208 Parking Spaces

**208.1 General.** Where parking *spaces* are provided, parking *spaces* shall be provided in accordance with 208.

**EXCEPTION:** Parking *spaces* used exclusively for buses, trucks, other delivery vehicles, law enforcement vehicles, or vehicular impound shall not be required to comply with 208 provided that lots accessed by the public are provided with a passenger loading zone complying with 503.

**208.2 Minimum Number.** Parking *spaces* complying with 502 shall be provided in accordance with Table 208.2 except as required by 208.2.1, 208.2.2, and 208.2.3. Where more than one parking *facility* is provided on a *site*, the number of *accessible spaces* provided on the *site* shall be calculated according to the number of *spaces* required for each parking *facility*.

**Table 208.2 Parking Spaces**

<b>Total Number of Parking Spaces Provided in Parking Facility</b>	<b>Minimum Number of Required Accessible Parking Spaces</b>
1 to 25	1
26 to 50	2
51 to 75	3
76 to 100	4
101 to 150	5
151 to 200	6
201 to 300	7
301 to 400	8
401 to 500	9
501 to 1000	2 percent of total
1001 and over	20, plus 1 for each 100, or fraction thereof, over 1000

**Advisory 208.2 Minimum Number.** The term "parking facility" is used in Section 208.2 instead of the term "parking lot" so that it is clear that both parking lots and parking structures are required to comply with this section. The number of parking spaces required to be accessible is to be calculated separately for each parking facility; the required number is not to be based on the total number of parking spaces provided in all of the parking facilities provided on the site.

**208.2.4 Van Parking Spaces.** For every six or fraction of six parking spaces required by 208.2 to comply with 502, at least one shall be a van parking space complying with 502.

**208.3 Location.** Parking facilities shall comply with 208.3.

**208.3.1 General.** Parking spaces complying with 502 that serve a particular building or facility shall be located on the shortest accessible route from parking to an entrance complying with 206.4. Where parking serves more than one accessible entrance, parking spaces complying with 502 shall be dispersed and located on the shortest accessible route to the accessible entrances. In parking facilities that do not serve a particular building or facility, parking spaces complying with 502 shall be located on the shortest accessible route to an accessible pedestrian entrance of the parking facility.

**208.3.1 EXCEPTIONS:**

- 1: All van parking spaces shall be permitted to be grouped on one level within a multi-story parking facility.
- 2: Parking spaces shall be permitted to be located in different parking facilities if substantially equivalent or greater accessibility is provided in terms of distance from an accessible entrance or entrances, parking fee, and user convenience.

**216 Signs**

**216.5 Parking.** Parking spaces complying with 502 shall be identified by signs complying with 502.6.

**216.5 Exceptions:**

- 1: Where a total of four or fewer parking spaces, including accessible parking spaces, are provided on a site, identification of accessible parking spaces shall not be required.
- 2: [This exception addresses residential parking, and is not applicable to recreational boating facilities.]

**235 Recreational Boating Facilities**

**235.1 General.** Recreational boating facilities shall comply with 235.

**235.2 Boat Slips.** *Boat slips* complying with 1003.3.1 shall be provided in accordance with Table 235.2. Where the number of *boat slips* is not identified, each 40 feet of *boat slip* edge provided along the perimeter of the pier shall be counted as one *boat slip* for the purpose of this section.

**Table 235.2 Boat Slips**

<b>Total Number of Boat Slips Provided in Facility</b>	<b>Minimum Number of Required Accessible Boat Slips</b>
1 to 25	1
26 to 50	2
51 to 100	3
101 to 150	4
151 to 300	5
301 to 400	6
401 to 500	7
501 to 600	8
601 to 700	9
701 to 800	10
801 to 900	11
901 to 1000	12
1001 and over	12, plus 1 for every 100, or fraction thereof, over 1000

**Advisory 235.2 Boat Slips.** The requirement for boat slips also applies to piers where boat slips are not demarcated. For example, a single pier 25 feet long and 5 feet wide (the minimum width specified by Section 1003.3) allows boats to moor on three sides. Because the number of boat slips is not demarcated, the total length of boat slip edge (55 feet) must be used to determine the number of boat slips provided (two). This number is based on the specification in Section 235.2 that each 40 feet of boat slip edge, or fraction thereof, counts as one boat slip. In this example, Table 235.2 would require one boat slip to be accessible.

**235.2.1 Dispersion.** *Boat slips* complying with 1003.3.1 shall be dispersed throughout the various types of *boat slips* provided. Where the minimum number of *boat slips* required to comply with 1003.3.1 has been met, no further dispersion shall be required.

**Advisory 235.2.1 Dispersion.** Types of boat slips are based on the size of the boat slips; whether single berths or double berths, shallow water or deep water, transient or longer term lease, covered or uncovered; and whether slips are equipped with features such as telephone, water, electricity or cable connections. The term “boat slip” is intended to cover any pier area other than launch ramp boarding piers where recreational boats are moored for purposes of berthing, embarking, or disembarking. For example, a fuel pier may contain boat slips, and this type of short term slip would be included in determining compliance with 235.2.

**235.3 Boarding Piers at Boat Launch Ramps.** Where *boarding piers* are provided at *boat launch ramps*, at least 5 percent, but no fewer than one, of the *boarding piers* shall comply with 1003.3.2.

## Chapter 5: General Site and Building Elements

### 502 Parking Spaces

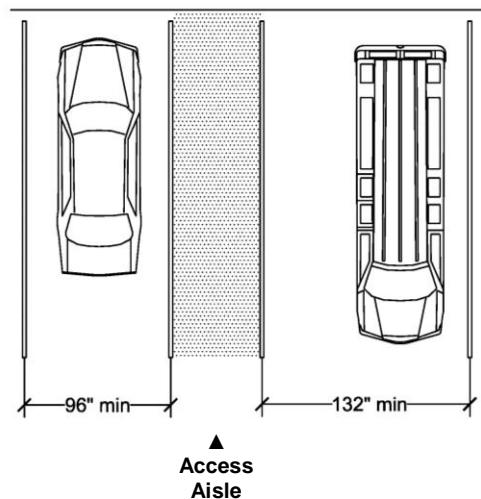
**502.1 General.** Car and van parking *spaces* shall comply with 502. Where parking *spaces* are marked with lines, width measurements of parking *spaces* and access aisles shall be made from the centerline of the markings.

**EXCEPTION:** Where parking *spaces* or access aisles are not adjacent to another parking *space* or access aisle, measurements shall be permitted to include the full width of the line defining the parking *space* or access aisle.

**502.2 Vehicle Spaces.** Car parking *spaces* shall be 96 inches (8 feet) wide minimum and van parking *spaces* shall be 132 inches (11 feet) wide minimum, shall be marked to define the width, and shall have an adjacent access aisle complying with 502.3.

**EXCEPTION:** Van parking *spaces* shall be permitted to be 96 inches (8 feet) wide minimum where the access aisle is 96 inches (8 feet) wide minimum.

**502.3 Access Aisle.** Access aisles serving parking *spaces* shall comply with 502.3. Access aisles shall adjoin an *accessible* route. Two parking *spaces* shall be permitted to share a common access aisle.



**Figure 502.2**  
**Vehicle Parking Spaces**

**Advisory 502.3 Access Aisle.** Accessible routes must connect parking spaces to accessible entrances. In parking facilities where the accessible route must cross vehicular traffic lanes, marked crossings enhance pedestrian safety, particularly for people using wheelchairs and other mobility aids. Where possible, it is preferable that the accessible route not pass behind parked vehicles.

**502.3.1 Width.** Access aisles serving car and van parking *spaces* shall be 60 inches wide minimum.

**502.3.2 Length.** Access aisles shall extend the full length of the parking *spaces* they serve.

**502.3.3 Marking.** Access aisles shall be marked so as to discourage parking in them.

**Advisory 502.3.3 Marking.** The method and color of marking are not specified by these requirements but may be addressed by State or local laws or regulations. Because these requirements permit the van access aisle to be as wide as a parking space, it is important that the aisle be clearly marked.

**502.3.4 Location.** Access aisles shall not overlap the *vehicular way*. Access aisles shall be permitted to be placed on either side of the parking *space* except for angled van parking *spaces* which shall have access aisles located on the passenger side of the parking *spaces*.

**Advisory 502.3.4 Location.** Wheelchair lifts typically are installed on the passenger side of vans. Many drivers, especially those who operate vans, find it more difficult to back into parking spaces than to back out into comparatively unrestricted vehicular lanes. For this reason, where a van and car share an access aisle, consider locating the van space so that the access aisle is on the passenger side of the van space.

**502.4 Floor or Ground Surfaces.** Parking *spaces* and access aisles serving them shall comply with 302 (Floor and Ground Surfaces). Access aisles shall be at the same level as the parking *spaces* they serve. Changes in level are not permitted.

**EXCEPTION:** Slopes not steeper than 1:48 shall be permitted.

**Advisory 502.4 Floor or Ground Surfaces.** Access aisles are required to be nearly level in all directions to provide a surface for wheelchair transfer to and from vehicles. The exception allows sufficient slope for drainage. Built-up curb ramps are not permitted to project into access aisles and parking spaces because they would create slopes greater than 1:48.

**502.5 Vertical Clearance.** Parking *spaces* for vans and access aisles and vehicular routes serving them shall provide a vertical clearance of 98 inches (8ft-2in) minimum.

**Advisory 502.5 Vertical Clearance.** Signs provided at entrances to parking facilities informing drivers of clearances and the location of van accessible parking spaces can provide useful customer assistance.

**502.6 Identification.** Parking *space* identification signs shall include the International Symbol of *Accessibility* complying with 703.7.2.1. Signs identifying van parking *spaces* shall contain the designation "van accessible." Signs shall be 60 inches minimum above the finish floor or ground surface measured to the bottom of the sign.

#### **703.7.2 Symbols.**

**703.7.2.1 International Symbol of Accessibility.** The International Symbol of Accessibility shall comply with Figure 703.7.2.1.

Figure 703.7.2.1  
International Symbol of Accessibility →



**Advisory 502.6 Identification.** The required "van accessible" designation is intended to be informative, not restrictive, in identifying those spaces that are better suited for van use. Enforcement of motor vehicle laws, including parking privileges, is a local matter.

**502.7 Relationship to Accessible Routes.** Parking spaces and access aisles shall be designed so that cars and vans, when parked, cannot obstruct the required clear width of adjacent *accessible* routes.

**Advisory 502.7 Relationship to Accessible Routes.** Wheel stops are an effective way to prevent vehicle overhangs from reducing the clear width of accessible routes.

## Chapter 10: RECREATION FACILITIES

### Scope of Chapter 10

#### 1001 General

##### 1001.1 Scope.

The provisions of Chapter 10 shall apply where required by Chapter 2 or where referenced by a requirement in this document (the 2010 ADA Standards).

#### 1002 Amusement Rides

#### 1003 Recreational Boating Facilities

#### 1004 Exercise Machines

#### 1005 Fishing Piers and Platforms

#### 1006 Golf Facilities

#### 1007 Miniature Golf Facilities

#### 1008 Play Areas

#### 1009 Swimming Pools, Wading Pools, and Spas

#### 1010 Shooting Facilities with Firing Positions

### 1003 Recreational Boating Facilities

**1003.1 General.** Recreational boating *facilities* shall comply with 1003.

**1003.2 Accessible Routes.** *Accessible* routes serving recreational boating *facilities*, including *gangways* and floating piers, shall comply with Chapter 4 except as modified by the exceptions in 1003.2.

**1003.2.1 Boat Slips.** *Accessible* routes serving *boat slips* shall be permitted to use the exceptions in 1003.2.1.

#### **EXCEPTIONS:**

1. Where an existing *gangway* or series of *gangways* is replaced or *altered*, an increase in the length of the *gangway* shall not be required to comply with 1003.2 unless required by 202.4.
2. *Gangways* shall not be required to comply with the maximum rise specified in 405.6.

3. Where the total length of a *gangway* or series of *gangways* serving as part of a required *accessible* route is 80 feet minimum, *gangways* shall not be required to comply with 405.2.
4. Where *facilities* contain fewer than 25 *boat slips* and the total length of the *gangway* or series of *gangways* serving as part of a required *accessible* route is 30 feet minimum, *gangways* shall not be required to comply with 405.2.
5. Where *gangways* connect to *transition plates*, landings specified by 405.7 shall not be required.
6. Where *gangways* and *transition plates* connect and are required to have handrails, handrail extensions shall not be required. Where handrail extensions are provided on *gangways* or *transition plates*, the handrail extensions shall not be required to be parallel with the ground or floor surface.
7. The *cross slope* specified in 403.3 and 405.3 for *gangways*, *transition plates*, and floating piers that are part of *accessible* routes shall be measured in the static position.
8. Changes in level complying with 303.3 and 303.4 shall be permitted on the surfaces of *gangways* and *boat launch ramps*.

**Advisory 1003.2.1 Boat Slips Exception 3.** The following example shows how Exception 3 would be applied: A gangway is provided to a floating pier which is required to be on an accessible route. The vertical distance is 10 feet between the elevation where the gangway departs the landside connection and the elevation of the pier surface at the lowest water level. Exception 3 permits the gangway to be 80 feet long. Another design solution would be to have two 40 foot plus continuous gangways joined together at a float, where the float (as the water level falls) will stop dropping at an elevation five feet below the landside connection. The length of transition plates would not be included in determining if the gangway(s) meets the requirements of the exception.

**1003.2.2 Boarding Piers at Boat Launch Ramps.** *Accessible* routes serving *boarding piers* at *boat launch ramps* shall be permitted to use the exceptions in 1003.2.2.

**EXCEPTIONS:**

1. *Accessible* routes serving floating *boarding piers* shall be permitted to use Exceptions 1, 2, 5, 6, 7 and 8 in 1003.2.1.
2. Where the total length of the *gangway* or series of *gangways* serving as part of a required *accessible* route is 30 feet minimum, *gangways* shall not be required to comply with 405.2.
3. Where the *accessible* route serving a floating *boarding pier* or skid pier is located within a *boat launch ramp*, the portion of the *accessible* route located within the *boat launch ramp* shall not be required to comply with 405.

**1003.3 Clearances.** Clearances at *boat slips* and on *boarding piers* at *boat launch ramps* shall comply with 1003.3.

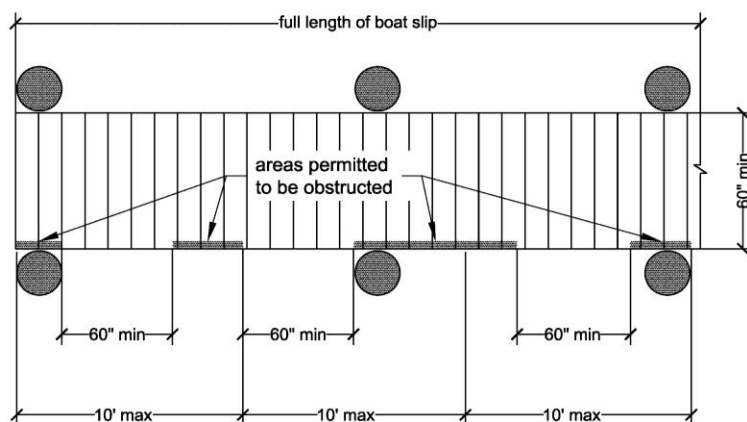
**Advisory 1003.3 Clearances.** Although the minimum width of the clear pier space is 60 inches, it is recommended that piers be wider than 60 inches to improve the safety for persons with disabilities, particularly on floating piers.

**1003.3.1 Boat Slip Clearance.** *Boat slips* shall provide clear pier *space* 60 inches wide minimum and at least as long as the *boat slips*. Each 10 feet maximum of linear pier edge serving *boat slips* shall contain at least one continuous clear opening 60 inches wide minimum.

**EXCEPTIONS:**

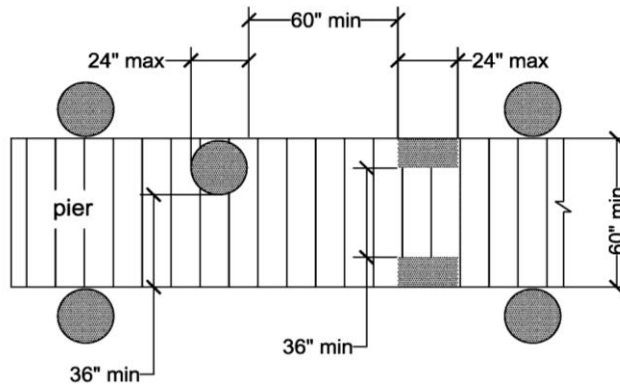
1. Clear pier *space* shall be permitted to be 36 inches wide minimum for a length of 24 inches maximum, provided that multiple 36 inch wide segments are separated by segments that are 60 inches wide minimum and 60 inches long minimum.
2. Edge protection shall be permitted at the continuous clear openings, provided that it is 4 inches high maximum and 2 inches wide maximum.
3. In existing piers, clear pier *space* shall be permitted to be located perpendicular to the *boat slip* and shall extend the width of the *boat slip*, where the *facility* has at least one *boat slip* complying with 1003.3, and further compliance with 1003.3 would result in a reduction in the number of *boat slips* available or result in a reduction of the widths of existing slips.

**Advisory 1003.3.1 Boat Slip Clearance Exception 3.** Where the conditions in Exception 3 are satisfied, existing facilities are only required to have one accessible boat slip with a pier clearance which runs the length of the slip. All other accessible slips are allowed to have the required pier clearance at the head of the slip. Under this exception, at piers with perpendicular boat slips, the width of most “finger piers” will remain unchanged. However, where mooring systems for floating piers are replaced as part of pier alteration projects, an opportunity may exist for increasing accessibility. Piers may be reconfigured to allow an increase in the number of wider finger piers, and serve as accessible boat slips.

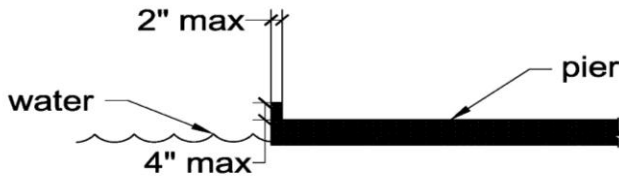


**Figure 1003.3.1  
Boat Slip Clearance**





**Figure 1003.3.1  
(Exception 1)  
Clear Pier Space  
Reduction at Boat Slips**



**Figure 1003.3.1  
(Exception 2)  
Edge Protection at Boat Slips**

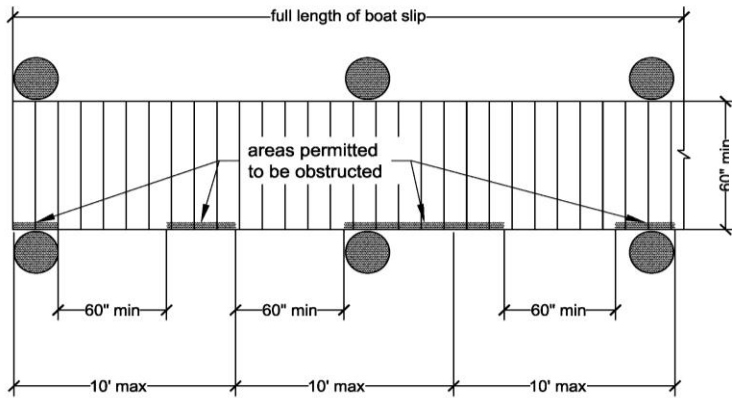
**1003.3.2 Boarding Pier Clearances.** *Boarding piers at boat launch ramps shall provide clear pier space 60 inches wide minimum and shall extend the full length of the boarding pier. Every 10 feet maximum of linear pier edge shall contain at least one continuous clear opening 60 inches wide minimum.*

**EXCEPTIONS:**

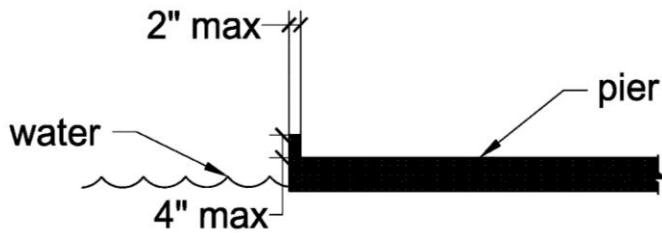
1. The clear pier space shall be permitted to be 36 inches wide minimum for a length of 24 inches maximum provided that multiple 36 inch wide segments are separated by segments that are 60 inches wide minimum and 60 inches long minimum.
2. Edge protection shall be permitted at the continuous clear openings provided that it is 4 inches high maximum and 2 inches wide maximum.

**Advisory 1003.3.2 Boarding Pier Clearances.** These requirements do not establish a minimum length for accessible boarding piers at boat launch ramps. The accessible boarding pier should have a length at least equal to that of other boarding piers provided at the facility. If no other boarding pier is provided, the pier would have a length equal to what would have been provided if no access requirements applied. The entire length of accessible boarding piers would be required to comply with the same technical provisions that apply to accessible boat slips. For example, at a launch ramp, if a 20 foot long accessible boarding pier is provided, the entire 20 feet must comply with the pier clearance requirements in 1003.3. Likewise, if a 60 foot long accessible boarding pier is provided, the pier clearance requirements in 1003.3 would apply to the entire 60 feet.

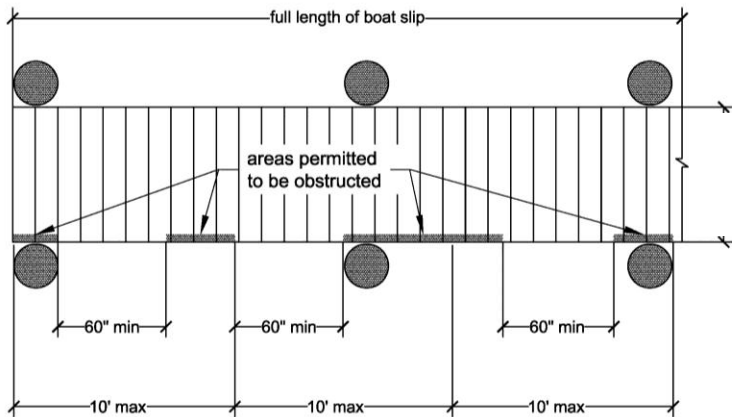
The following example applies to a boat launch ramp boarding pier: A chain of floats is provided on a launch ramp to be used as a boarding pier which is required to be accessible by 1003.3.2. At high water, the entire chain is floating and a transition plate connects the first float to the surface of the launch ramp. As the water level decreases, segments of the chain end up resting on the launch ramp surface, matching the slope of the launch ramp.



**Figure 1003.3.2  
Boarding Pier Clearance**



**Figure 1003.3.2  
(Exception 1)  
Clear Pier Space Reduction at  
Boarding Piers**



**Figure 1003.3.2  
(Exception 2)  
Edge Protection at Boarding Piers**

**End of Part A**